

DUKE

THREE NATIONAL CHAMPIONSHIPS
2010 • 2013 • 2014

DUKE MEN'S LACROSSE | GAME 15

GoDuke.com | @DukeMLAX | #GoDuke

DUKE (11-3, 2-2 ACC)

2019 SCHEDULE & RESULTS

FEBRUARY	ALL TIMES EASTERN
2 at Furman	W, 17-9
6 HIGH POINT	L, 9-13
9 at Jacksonville	W, 15-8
16 No. 5 DENVER	W, 10-9
23 PENN	W, 17-7

MARCH

1 No. 16 at Richmond	W, 11-7
7 No. 2 LOYOLA	W, 12-7
12 UTAH	W, 17-11
16 No. 5 TOWSON	W, 12-10
24 at No. 12 Syracuse *	L, 8-9 (OT)
30 at North Carolina *	L, 8-10

APRIL

6 #9 NOTRE DAME *	W, 14-8
13 #4 VIRGINIA *	W, 12-7
20 vs. Marquette !	W, 10-9 (OT)
27 vs. Notre Dame ^	4:30 p.m.

MAY

4 ACC Championship #	2 p.m.
----------------------	--------

BOLD denotes home contest | * ACC Contest,
^ Chapel, Hill, N.C. | ! Bethpage, N.Y.,
#ACC Championship at highest remaining seed

DUKE MEN'S LACROSSE INFORMATION

Head Coach	John Danowski
Alma Mater/Year	Rutgers '76
Career Record/Years	410-197/36
Duke Record/Years	191-58/12
NCAA Appearances/Last	22/2018
Captains	Brad Smith, Turner Uppgren, Cade Van Raaphorst

SPORTS INFORMATION

Men's Lacrosse SID	Meredith Rieder
Rieder Office Phone	(919) 684-3328
Rieder Cell Phone	(919) 812-6741
Rieder Email	meredith.rieder@duke.edu
SID Address	Box 90557, Durham, NC 27708
Overnight	110 Whitford Drive Durham, NC 27708



DUKE BLUE DEVILS vs. NOTRE DAME FIGHTING IRISH

SATURDAY, APRIL 27 | 4:30 P.M. | ESPNU

UNC SOCCER AND LACROSSE STADIUM | CHAPEL HILL, N.C.



DUKE BLUE DEVILS

2019 record (ACC)	11-3 (2-2)
USILA/IL	3/3
Last Game	W, 10-9 (OT) vs. Marquette (4/20)

Record vs. Notre Dame	14-9
Last Matchup	W, 14-8, 4/6/19

Head Coach	John Danowski
Career Record/Season	410-197/37th season
Duke Record/Season	191-58/13th season
vs. Notre Dame	18-14
vs. Notre Dame at Duke	10-8

SETTING THE SCENE

- Duke enters the ACC Championship as the No. 2 seed after going 2-2 in conference play. The Blue Devils won the tiebreak between Notre Dame and Syracuse, which also finished 2-2, based on their win over Virginia.
- Duke closed out the regular season with an 11-3 record after escaping against Marquette with a 10-9 overtime victory. The team stayed put at No. 3 in the rankings.

THE SERIES HISTORY

- Duke and Notre Dame are meeting for the 24th time overall and for the fifth straight season in the ACC Championship. The Blue Devils hold a 14-9 edge in the overall series, while each team has two wins in ACC Tournament play.
- Notre Dame has won each of the past two ACC Tournament games after the Blue Devils garnered the regular season victories in both 2017 and 2018.

TALE OF THE TAPE

Category	Duke	ND
Shots/Game	39.4	38.0
Goals/Game	12.29	11.58
Assists/Game	7.07	5.17
Points/Game	19.36	16.75
Shot %	.312	.305
GAA	8.86	9.92
GBs/Game	32.93	30.00
EMO	12-46 (.261)	18-53 (.340)
Man Down	27-44 (.614)	23-33 (.697)
Clears	240-294 (.816)	192-217 (.885)
Faceoff %	180-339 (.531)	171-292 (.586)

NOTRE DAME FIGHTING IRISH

2019 record (ACC)	7-5 (2-2)
USILA/IL	11/11
Last Game	W, 12-10 vs. North Carolina (4/20)

Record vs. Duke	9-14
Last Matchup	L, 8-14, 4/6/19

Head Coach	Kevin Corrigan
Career Record/Season	311-159/33rd season
Notre Dame Record/Season	301-144
vs. Duke	9-11
vs. Duke at Notre Dame	same

BY THE NUMBERS

- 25 - Consecutive games Joe Robertson has scored a point
- 4 - Previous ACC Tournament meetings between Duke and Notre Dame
- 22-22 - Duke's all-time ACC Tournament Record
- 10 - Points for senior CJ Carpenter in the past three games
- 10 - Points scored by CJ Carpenter in his previous 24 contests
- 8.86 - Duke's scoring defense, the best in the ACC and ranking third nationally
- 23 - Goals allowed by Duke in the third quarter this season for a 1.6 per game average
- 48 - Goals scored by the Blue Devils in the third quarter
- 15 - Ground balls in the past two games for Cade Van Raaphorst, one fewer than the 16 in the six games prior
- 81 - Assists for Brad Smith, ranking 13th in Duke history, 10th among active Division I players and the most among active midfielders
- 7 - ACC Championships won by Duke with the last being in 2012
- 7.87 - Turner Uppgren's goals against average in the past three games
- .571 - Uppgren's save percentage in games played this month

NOTRE DAME SERIES HISTORY

Overall: Duke leads 14-9

Past 10: Duke leads 6-4

Under John Danowski: Duke leads 9-8

In Overtime: Duke leads 2-0

As ACC Opponents: Duke leads 6-4

In ACC Tournament: Series tied 2-2

Year	Location	Result
3/19/1983	Chapel Hill, N.C.	W, 13-5
3/21/1984	Durham, N.C.	W, 8-5
3/21/1985	Baltimore, Md.	W, 18-4
4/9/1993	Durham, N.C.	W, 13-7
5/13/1995	Durham, N.C.	L, 10-12 %
2/20/2010	Durham, N.C.	L, 7-11
5/31/2010	Baltimore, Md.	W, 6-5 (OT) %
2/20/2011	Jacksonville, Fla.	L, 7-12 ^
5/22/2011	Foxborough, Mass.	W, 7-5 %
2/18/2012	South Bend, Ind.	L, 3-7
2/16/2013	Durham, N.C.	L, 5-13
5/19/2013	Indianapolis, Ind.	W, 12-11 %
4/5/2014	Notre Dame, Ind.	W, 15-7
5/26/2014	Baltimore, Md.	W, 11-9 %
4/4/2015	Durham, N.C.	L, 10-15
4/24/2015	Chester, Pa.	W, 13-8+
4/10/2016	Notre Dame, Ind.	L, 6-8
4/29/2016	Kennesaw, Ga.	W, 10-9 (OT) +
4/8/2017	Durham, N.C.	W, 11-8
4/28/2017	Durham, N.C.	L, 6-7 +
4/7/2018	Notre Dame, Ind.	W, 8-2
4/27/2018	Charlottesville, Va.	L, 11-14 +
4/6/2019	Durham, N.C.	W, 14-8

^Sunshine Classic | + ACC Tournament | % NCAA Tournament

ALL-ACC

■ Duke landed four players on the 2019 All-ACC team. It includes JT Giles-Harris, John Prendergast, Brad Smith and Cade Van Raaphorst. Duke's four picks are tied for second behind Syracuse's six.

■ Cade Van Raaphorst became the 13th Blue Devil to collect three All-ACC honors, while Brad Smith repeats. It is the first award for Giles-Harris and Prendergast.

LAST TIME OUT

■ Brad Smith scored the game-winning goal with 32 seconds left in overtime to lift the third-ranked Blue Devils to a thrilling 10-9 victory over Marquette in the Battle at Bethpage last Saturday.

■ Smith finished the game with two goals and an assist, while Montgomery had a goal and two assists to pace the Duke offense. Jake Seau and CJ Carpenter also had two goals apiece. Turner Uppgren once again was excellent between the pipes with 11 saves.

■ Duke led 8-7 after three quarters and then trailed 9-8 in the fourth before Carpenter netted the tying goal to force the thrilling overtime finish.

THE LAST TIME WE MET

■ A trio of Blue Devils registered five points as sixth-ranked Duke used a six-goal second quarter to run to a 14-8 win over No. 9 Notre Dame in the regular season.

■ Joe Robertson, Nakeie Montgomery and Brad Smith all had five points, while Sean Lowrie contributed a hat trick and CJ Carpenter tallied a career-best four points. Duke dished out 10 assists on 14 goals.

■ In goal, Duke's Turner Uppgren finished with nine saves, including a couple right on the crease. The eight goals scored by Notre Dame were tied for the lowest by the Irish all season, while the six goals scored by Duke in the second period were the most Notre Dame has allowed in a quarter all year.

2019 HONORS AND AWARDS

ALL-ACC

JT Giles-Harris, John Prendergast, Brad Smith, Cade Van Raaphorst

TEWAARATON AWARD NOMINEES

JT Giles-Harris, Brad Smith, Cade Van Raaphorst

ACC OFFENSIVE PLAYER OF THE WEEK

Joe Robertson (2/4), Brad Smith (3/11)

ACC DEFENSIVE PLAYER OF THE WEEK

Brian Smyth (2/4), Turner Uppgren (2/18), (4/15)
JT Giles-Harris (3/11), (4/8), Cade Van Raaphorst (3/18)

USILA TEAM OF THE WEEK

JT Giles-Harris (2/18), Cade Van Raaphorst (3/11)

BALTIMORE SUN NATIONAL PLAYER OF THE WEEK

Joe Robertson (2/18), Cade Van Raaphorst (3/11)

TEWAARATON AWARD WATCH LIST

JT Giles-Harris, Brad Smith, Cade Van Raaphorst

TEAM CAPTAINS

Brad Smith, Turner Uppgren, Cade Van Raaphorst

PRESEASON ALL-ACC

JT Giles-Harris, Joe Robertson, Brad Smith, Cade Van Raaphorst

INSIDE LACROSSE MIDSEASON ALL-AMERICAN

Cade Van Raaphorst (1st), JT Giles-Harris (1st)

INSIDE LACROSSE PRESEASON ALL-AMERICAN

Brad Smith (1st), Cade Van Raaphorst (2nd)

JT Giles-Harris (2nd)

BLUE DEVIL PROBABLE LINEUP

Pos.	No.	Name	Cl.	G-A-P	Other	Notes
A	8	Joe Robertson	So.	34-15-49	26 GBs	On a 25-game point scoring streak
A	9	Sean Lowrie	Sr.	8-3-11	8 GBs	Recorded a hat trick against Notre Dame
A	31	Joey Manown	Jr.	21-11-32	3 UP	Four points versus Towson
M	15	Nakeie Montgomery	So.	16-10-26	8 GB	Dished out four assists against Notre Dame
M	27	Brad Smith	Sr.	22-21-43	25 GB	Scored OT winner versus Marquette
M	50	Garrett Leadmon	Fr.	12-7-19	6 GB	Scored four goals versus Utah
D	2	JT Giles-Harris	Jr.	-	32 GB, 23 CT	All-ACC, Two-time ACC Defensive Player of the Week
D	7	Cade Van Raaphorst	Sr.	1-2-3	46 GB, 18 CT	All-ACC, Career-high eight GBs versus Marquette
D	91	Jack Fowler	Sr.	-	22 GBs, 5 CT	A first-year starter
G	29	Turner Uppgren	Sr.	8.93 GAA	.517 SV%	Made a career-high 15 saves versus North Carolina
LSM	77	Peter Welch	Gr.	2-1-3	24 GB, 11 CT	Outstanding on the faceoff wing
LSM	19	Wilson Stephenson	Fr.	-	14 GB, 8 CT	Has increased playing time and also will man the FO wing
2M	4	Jake Seau	Gr.	14-8-22	2 GB	Registered hat trick versus Penn
2M	12	Kevin Quigley	Jr.	9-4-13	8 GB	-
2M	42	Reilly Walsh	Jr.	8-8-16	9 GB	Two assists versus Loyola
SSDM	3	Jack Falk	Gr.	-	5 GB, 4 CT	Transferred from Virginia
SSDM	11	Terry Lindsay	Jr.	-	20 GB, 8 CT	Has played in every game during his career
SSDM	6	John Prendergast	Sr.	3-2-5	13 GB, 5 CT	All-ACC
SSDM	55	Blake Leischow	Jr.	-	7 GB, 5 CT	Plays faceoff wing and defensive midfield
FO	26	Brian Smyth	Jr.	2-2-4	132-of-240, 84 GB	Scored twice versus Jacksonville
FO	99	Jordan Ginder	Fr.	-	44-of-83, 23 GB	Went 8-of-15 against No. 5 Denver
Down	44	Walker Scaglione	Jr.	1-0-1	3 GB	Plays primarily on man down

DUKE IN THE ACC TOURNAMENT

- The Blue Devils enter the tournament looking for their eighth ACC Tournament title and first since 2012. Duke is the No. 2 seed for the third straight season and for the ninth time overall.
- It is the fifth straight season Duke and Notre Dame will square off in the semifinal with both teams winning twice. The Irish have won each of the past two contests, including last season's 14-11 victory in Charlottesville en route to the 2018 ACC title.
 - All-time ACC Tournament Record: 22-22
 - ACC Titles: 7 | 1995, 2001, 2002, 2007, 2008, 2009, 2012
 - Semifinals Record: 15-14
 - Record as No. 2 seed: 7-5
 - Record under Danowski: 11-8

REGULAR SEASON REVENGE

- The Blue Devils and Irish are meeting in the ACC semifinals for the fifth straight season with both teams winning twice.
- Notre Dame has won the past two ACC Tournament matchups after losing in the regular season to Duke. In 2015 and 2016, the Blue Devils lost to the Irish in the regular season only to avenge those setbacks in the ACC Championship.
- The average margin of victory in the four meetings is 2.5 goals per game. Two of the contests have been decided by a single goal and only one by more than three tallies.

LOOKING AT DUKE

- Duke closed the regular season with an 11-3 record after beating Marquette in overtime. The Blue Devils remained at No. 3 in the national rankings and No. 2 in the RPI.
- Joe Robertson and Brad Smith pace the offense with 49 and 43 points, respectively. Robertson has a team-best 34 goals and Smith a squad-leading 21 assists. Joey Manown has 21 goals and Nakeie Montgomery is a leader in the midfield with 16 goals and 26 points.
- On defense, the duo of All-ACC picks Cade Van Raaphorst and JT Giles-Harris anchor the close defense along with senior Jack Fowler, who is a first-year starter. Van Raaphorst has 46 ground balls and 18 caused turnovers, while Giles-Harris has 32 and 23, respectively. They have been matchup nightmares for opponents all season. Van Raaphorst also has a goal and two assists.
- Brian Smyth is the leader at the X with a 132-240 (.550) record. He has picked up ground balls on 84 of his 132 wins and owns two goals and two assists.
- In goal, senior Turner Uppgren is the starter and owns an 8.93 goals against average and a .517 save percentage. In the past five games, Uppgren sports an 8.42 GAA and a .578 save percentage.

SCOUTING NOTRE DAME

- Notre Dame earned the No. 3 seed after beating North Carolina 12-10 last weekend. The Irish are 7-5 overall, ranked 11th and are looking for their first back-to-back wins since March 3 and March 9. Notre Dame is 2-3 away from Arlotta Stadium this season.
- All-ACC picks Bryan Costabile and Brendan Gleason pace the offense with a combined 67 points. Costabile is the top goal scorer with 31 and has 34 points overall, while Gleason has 23 goals and 10 assists. Brian Willetts is right behind them with 30 points. Notre Dame is averaging 11.58 goals per game and has been held under 10 goals by Duke, Cornell and Richmond.
- Defensively, the Irish are allowing 9.92 goals per game and have only held five of their 12 opponents to single digit goals this season. Arden Cohen is the anchor with 37 ground balls and 14 caused turnovers. Hugh Crance has 13 takeaways and 21 ground balls. In goal, Jack Zullo got the most recent start against North Carolina and sports a 9.94 goals against average and a .518 save percentage. Matt Schmidt has played more minutes, owning a 9.89 goals against average and a .463 save percentage.
- Faceoff specialist Charles Leonard garnered All-ACC accolades after leading the league with 162 faceoff victories. He sports a .591 win percentage at the X and has picked up 78 ground balls.

DUKE THRIVES AGAINST TOP FIVE

- Duke has faced four top-five opponents this season and gone 4-0, winning by an average of 3.25 goals per game. The Blue Devils are averaging 11.5 goals per game in the top-five victories.
- Their success has launched the Blue Devils to No. 3 in the RPI, behind Penn State and Penn. Duke defeated Penn 17-7 during the regular season.

BLUE DEVILS VS. NOTRE DAME

- Duke's current crop of players has not faced a team more often than Notre Dame in their careers. Seniors Brad Smith and John Prendergast have seen the Irish seven times in their three-plus seasons and 10 Blue Devils have played Notre Dame at least five times.

Player	GP	G	A	P	GB	CT	FO
Jake Seau	3	-	-	-	1	-	-
Peter Welch	5	-	-	-	10	5	-
Brad Smith	7	6	8	14	8	-	-
John Prendergast	7	3	-	3	7	1	-
JT Giles-Harris	5	-	-	-	5	2	-
Cade Van Raaphorst	5	-	-	-	11	6	-
Kevin Quigley	5	4	0	4	2	-	-
Reilly Walsh	5	4	1	5	4	-	-
Joey Manown	5	1	2	3	1	1	-
Sean Lowrie	5	5	0	5	1	-	-
Terry Lindsay	5	-	-	-	3	1	-
Joe Robertson	3	7	2	9	4	-	-
Nakeie Montgomery	3	2	5	7	-	-	-
Brian Smyth	3	-	1	1	18	-	31-63
Blake Leischow	2	-	-	-	-	-	-
Joe Stein	2	-	-	-	-	-	0-4
Jack Fowler	3	-	-	-	1	-	-
Garrett Leadmon	1	2	0	2	-	-	-
Jack Falk	1	-	-	-	1	2	-
Wilson Stephenson	1	-	-	-	1	3	-
CJ Carpenter	1	2	2	4	2	-	-
Walker Scaglione	1	-	-	-	1	-	-

Goaltender	Min	GA	Svs	GBs	GAA	SV%
Turner Uppgren	59:51	8	9	1	8.00	.529
David McDann	00:09	-	-	-	-	-

BLUE DEVILS IN ACC CHAMPIONSHIP

- Duke's senior class is 1-3 in the ACC Championship, advancing to the title game in 2016. Only 15 current Blue Devils have played in an ACC Championship game.

Player	GP	G	A	P	GB	CT	FO
John Prendergast	4	1	0	1	2	-	-
Brad Smith	4	4	4	8	5	-	-
Cade Van Raaphorst	3	-	-	-	2	4	-
Peter Welch	3	-	-	-	6	1	-
Joey Manown	2	-	-	-	1	1	-
Reilly Walsh	2	3	1	4	1	-	-
Kevin Quigley	2	1	0	1	-	-	-
JT Giles-Harris	2	-	-	-	4	-	-
Sean Lowrie	2	-	-	-	-	-	-
Terry Lindsay	2	-	-	-	1	-	-
Joe Robertson	1	3	0	3	-	-	-
Nakeie Montgomery	1	1	0	1	-	-	-
Brian Smyth	1	0	1	1	7	-	15-27
Joe Stein	1	-	-	-	-	-	0-1
Jack Fowler	1	-	-	-	-	-	-

DUKE'S RECORD WHEN

	2018	STREAK
At Home	7-1	W7
Away	3-2	L2
Neutral	1-0	W1
Artificial Turf	5-1	W1
Natural Grass	6-2	W2
Daytime	7-2	W3
Evening	4-1	W3
Overtime	-	-
Weekday	3-1	W3
Weekend (Sat/Sun)	8-2	W3
Against top-16-20 teams	1-0	W1
Against top-11-15 teams	0-1	L1
Against top-1-10 teams	5-0	W5
Against unranked teams	5-2	W1
Leading after one quarter	5-2	L1
Trailing after one quarter	1-1	W1
Tied after one quarter	5-0	W5
Leading at halftime	5-1	W2
Trailing at halftime	1-2	L1
Tied at halftime	5-0	W5
Leading after 3 quarters	9-1	W3
Trailing after 3 quarters	1-1	L1
Tied after 3 quarters	1-1	W1
Scoring first	9-1	W3
Opponent scores first	2-2	L1
Scoring 10+ goals	11-0	W11
Scoring fewer than 10 goals	0-3	L3
Allowing 10+ goals	2-2	L1
Allowing fewer than 10 goals	9-1	W3
More ground balls	11-2	W3
Fewer ground balls	0-1	L1
Ground balls equal	0-0	-
Winning more faceoffs	6-0	W6
Opp. wins more faceoffs	5-3	W2
Faceoffs equal	0-0	-
Scored one man-up goal	3-2	L1
Allowed one man-up goal	1-2	L1
Scored 2+ man-up goals	2-1	W1
Allowed 2+ man-up goals	4-1	W1
Had more penalty minutes	9-0	W9
Had fewer penalty minutes	2-3	W1
Penalty minutes were equal	0-0	-

DUKE IN THE ACC

- Duke has launched itself to the top of the ACC since 2001, winning six league titles and sporting a .610 win percentage in all games against ACC foes.
- Under John Danowski the Blue Devils are 31-13 in ACC regular season contests.

ACC - 2001-17

Team	ACCRS	ACCT	NCAAT	Total	Champ
Duke	38-25	17-11	6-3	61-39	6
UVA	24-37	11-11	3-1	38-49	3
UNC	23-41	6-14	1-4	30-59	2
ND	14-10	5-3	1-1	19-14	2
Syracuse	16-8	5-3	-	21-11	2

LOOKING AT 2018 VS. 2019

- In comparing the 2018 and 2019 seasons through 14 games, Duke is on par in many of the categories to the eventual NCAA runner-up. Duke's biggest improvement is in the faceoff game with a .531 percentage this season compared to .489 last year. Duke's man-up offense has been far less productive, however, scoring only 26 percent of the time compared to nearly 60 percent last season.

Category	2019	2018
Shots/Game	39.4	36.4
Goals/Game	12.29	13.79
Assists/Game	7.07	7.64
Points/Game	19.36	21.43
Shot %	.312	.379
GAA	8.86	7.79
GBs/Game	32.93	31.43
EMO	12-46 (.261)	15-26 (.577)
Man Down	27-44 (.614)	33-44 (.750)
Clears	240-294 (.816)	229-260 (.881)
Faceoff %	180-339 (.531)	170-348 (.489)

WINS VERSUS LOSSES

- Duke has suffered three setbacks this season with two coming consecutively. Outside of the High Point loss, the other two have been close calls. The glaring difference in wins and losses statistically is Duke's goals average, shooting percentage and man-down defense.

Category	W	L
Shots/Game	39.8	38.0
Goals/Game	13.36	8.33
Assists/Game	7.91	11.00
Points/Game	21.27	33.33
Shot %	.336	.219
GAA	8.36	10.67
GBs/Game	34.73	26.33
EMO	8-26 (.308)	4-20 (.200)
Man Down	24-35 (.686)	3-9 (.333)
Clears	183-226 (.810)	57-68 (.838)
Faceoff %	151-272 (.556)	29-67 (.433)

TAKING CARE OF THE BALL

- As the 2019 season has progressed, so has the Blue Devils' ability to take care of the ball. Duke averaged 19.75 turnovers per game in the first four games of the season, including a season-high 22 in the win over Denver. Prior to the 20 Duke had against Marquette to end the regular season, the Blue Devils' average had fallen to 13.8 over an eight-game stretch, including a season-low 10 versus Towson.

Date	Opponent	Score	T0s	2019 Avg
2/2/19	Furman	17-9	18	18.0
2/6/19	High Point	9-13	18	18.0
2/9/19	Jacksonville	15-8	21	19.0
2/16/19	Denver	10-9	22	19.8
2/23/19	Penn	17-7	15	18.8
3/1/19	Richmond	11-7	13	17.8
3/7/19	Loyola	12-7	13	17.1
3/12/19	Utah	17-11	16	17.0
3/16/19	Towson	12-10	10	16.2
3/24/19	Syracuse	8-9	15	16.1
3/30/19	North Carolina	8-10	12	15.9
4/6/19	Notre Dame	14-8	13	15.7
4/13/19	Virginia	12-7	15	15.6
4/20/19	Marquette	10-9	20	15.9

DUKE'S SHUTDOWN D

- The Blue Devils have been able to shut down their opponents' top scorers this year. Only six times this season has one of Duke's opponents top-two scorers surpassed or reached his point scoring average, including holding Pat Spencer and Kevin Lindley of Loyola to only three points despite the duo's 11.7 points per game average at the time.

PLAYER	TEAM	PPG	GPG	APG	G-A-P VS DUKE
WILLIAMSON*	FURMAN	2.4	1.9	0.51	1-0-1
HOLCOMB*	FURMAN	2.8	2.0	0.8	2-0-2
NOLTING	HIGH POINT	7.0	3.0	4.0	2-3-5
YOUNG	HIGH POINT	4.0	0.0	4.0	4-1-5
BOWHUNTER	J'VILLE	4.0	3.0	1.0	1-0-1
PUCCI	J'VILLE	3.0	0.0	3.0	1-0-1
HANNAH	DENVER	4.0	1.0	3.0	1-1-2
RUTAN	DENVER	4.0	2.0	2.0	0-0-0
GOLDNER	PENN	4.0	3.0	1.0	2-0-2
MATHIAS	PENN	4.0	1.0	3.0	2-0-2
HATFIELD	RICHMOND	5.0	2.5	2.5	3-1-4
LANCHBURY	RICHMOND	4.8	2.3	0.5	0-2-2
SPENCER	LOYOLA	7.4	3.4	4.0	1-2-3
LINDLEY	LOYOLA	4.3	4.2	0.2	0-0-0
STOUT	UTAH	4.1	3.7	0.4	2-0-2
SEXTON	UTAH	2.1	1.0	1.1	1-2-3
SUNDAY	TOWSON	5.2	3.2	2.0	4-1-5
MCLEAN	TOWSON	3.5	2.8	0.7	1-0-1
VOIGT	SYRACUSE	3.0	2.5	0.5	1-1-2
CURRY	SYRACUSE	3.0	1.7	1.3	1-1-2
KELLY	UNC	2.7	1.4	1.2	1-1-2
MATTHEWS	UNC	2.7	1.1	1.6	1-0-1
GLEASON	ND	3.0	1.9	1.1	1-0-1
COSTABILE	ND	2.8	2.6	0.25	1-1-2
KRAUS	UVA	4.6	2.6	2.0	DNP
MOORE	UVA	4.2	2.18	2.00	4-1-5
THOMSON	MARQUETTE	3.2	2.36	0.82	0-3-3
WAGNER	MARQUETTE	2.8	1.36	1.45	5-0-5
COSTABILE	ND	2.8	2.58	0.25	
GLEASON	ND	2.8	1.92	0.83	

* 2018 averages | Player averages were those at the time vs. Duke

CASCADE/INSIDE LACROSSE (APRIL 22)

Rank	Team	Record	Votes (1st)
1.	Penn State	11-1	560 (28)
2.	Maryland	11-2	520
3.	Duke	11-3	475
4.	Penn	8-3	472
5.	Yale	9-2	463
6.	Virginia	11-3	405
7.	Syracuse	9-3	400
8.	Loyola	10-3	396
9.	Cornell	9-4	324
10.	Ohio State	8-3	292
11.	Notre Dame	7-5	253
12.	High Point	11-2	234
13.	Towson	8-4	212
14.	Denver	8-4	200
15.	UMass	9-4	188
16.	Boston University	10-4	143
17.	Georgetown	10-4	103
18.	Villanova	8-5	79
19.	Army	9-4	56
20.	Delaware	10-3	36

USILA COACHES POLL (APRIL 22)

Rank	Team	Points (1st)	Record	Prv
1.	Penn State	400 (20)	11-1	1
2.	Maryland	371	11-2	2
3.	Duke	358	11-3	3
4.	Yale	332	9-2	4
5.	Penn	323	8-3	5
6.	Virginia	292	11-3	6
7.	Syracuse	270	9-3	9
8.	Loyola	269	10-3	8
9.	Cornell	231	9-4	10
10.	Ohio State	230	8-3	7
11.	Notre Dame	193	7-5	11
12.	Denver	166	8-4	12
13.	Towson	158	8-4	13
14.	High Point	145	11-2	13
15.	Massachusetts	132	9-4	15
16.	Boston University	98	10-4	18
17.	Villanova	61	8-5	20
18.	Army West Point	53	9-4	17
19.	Georgetown	50	10-4	19
20.	Johns Hopkins	22	6-6	16
20.	Rutgers	22	7-6	n/r

NIKE/LACROSSE MAGAZINE (APRIL 22)

Rank	Team	Record	Prv.
1.	Penn State	11-1	1
2.	Yale	9-2	2
3.	Maryland	11-2	3
4.	Duke	11-3	4
5.	Penn	8-3	5
6.	Loyola	10-3	6
7.	Virginia	11-3	7
8.	Syracuse	9-3	9
9.	Cornell	9-4	10
10.	Ohio State	8-3	8
11.	Notre Dame	7-5	11
12.	Denver	8-4	12
13.	UMass	9-4	14
14.	Towson	8-4	15
15.	High Point	11-2	13
16.	Boston University	10-4	17
17.	Villanova	8-5	19
18.	Georgetown	10-4	NR
19.	Army	9-4	18
20.	Johns Hopkins	6-6	16

OPPONENT SCORING DROUGHTS

■ The Blue Devils' defense is steadily improving, holding seven of their past 10 opponents to fewer than 10 goals and for 11 scoring droughts over 15 minutes.

Opponent	Quarters	Drought
Syracuse	1-3	29:14
Richmond	1-2	27:30
Utah	2-4	25:29
Jacksonville	3-4	22:47
Penn	2-3	22:03
Virginia	2-3	20:15
Towson	3-4	19:26
Loyola	2-3	18:27
Richmond	3-4	17:56
Loyola	1-2	17:01
Notre Dame	2-3	15:21

DANOWSKI CAPTURES WIN NO. 400

■ Head coach John Danowski joined a club of one in the season opener as he became the first Division I men's lacrosse head coach to capture 400 career wins. He is among four across all three divisions to reach the mark after Denver's Bill Tierney joined the club March 30.

■ He etched his name at the top of the Division I men's lacrosse wins list in 2017, beating Jacksonville for his 376th career victory. Dom Starsia held the previous record of 375.

■ The Blue Devils' leader has 191 wins at Duke, 192 at Hofstra and 27 in his first stop at LIU Post.

■ Danowski, a winner of three NCAA titles, is one of four active coaches to own multiple NCAA titles. He is third among the group with three, while Bill Tierney of Denver leads the way with seven.

Coefficient	W	L
1. Jim Berkman, Salisbury	544	61
2. Hank Janczyk, Gettysburg	461	145
3. John Danowski, Duke	410	196
4. Bill Tierney, Denver	402	133

Bold denotes as active

Multiple NCAA Title Winners - Active Coaches

Bill Tierney (Princeton, Denver)	7
John Desko (Syracuse)	5
John Danowski (Duke)	3
Dave Pietramala (Johns Hopkins)	2

DANOWSKI IN CENTURY CLUB TIMES TWO

■ Danowski owns a 191-58 record at Duke, making him one of five coaches in Division I men's lacrosse to win 100-plus games with two programs.

■ He captured 192 wins at Hofstra prior to coming to Durham. Denver's Bill Tierney joined the club in 2017.

100+ CAREER WINS AT 2 SCHOOLS

Coach	First	Second
Dom Starsia	101-Brown	274-UVA
Dave Urick	122-Hobart	223-G'Town
John Danowski *	192-Hofstra	190-Duke
Jack Emmer	108-W&L	186-Army
Bill Tierney *	238-Princeton	130-Denver

* active coach

A WIN OVER NOTRE DAME WOULD

■ Be head coach John Danowski's 411th career win

■ Be the program's 581st overall victory

■ Make Duke 189-179 in the month of April

■ Put Duke in the ACC title game for the 16th time and the first since 2016

MOST WINS SINCE 2005

■ Duke has unparalleled success since 2005, winning more games and posting a higher winning percentage than any other team in Division I lacrosse in that span. The Blue Devils are 214-63 (.773) and have a 28-game lead on Maryland's 186 victories.

NCAA MOST WINS SINCE 2005

1. Duke	214-63	.773
2. Maryland	186-69	.729
3. Denver	177-72	.711
4. Virginia	175-69	.717
5. Syracuse	173-66	.724

AGAINST RANKED OPPONENTS

■ Since 2006, Duke is 115-56 (.673) versus ranked opponents and has or will face nine of the current top 20.

No. 14 High Point	L, 9-13
No. 12 Denver	W, 10-9
No. 5 Penn	W, 17-7
No. 8 Loyola	W, 12-7
No. 13 Towson	W, 12-10
No. 7 Syracuse	L, 8-9
No. 11 Notre Dame	W, 14-8
No. 6 Virginia	W, 12-7
No. 11 Notre Dame	April 27

REACHING THE PERFECT 10

■ Since 2007, Duke is 171-22 when scoring at least 10 goals.

■ The Blue Devils are 16-35 when being held to fewer than 10 scores.

■ Duke is 48-47 when allowing 10 goals in a contest and 139-9 when holding opponents under 10 goals.

DUKE IN ONE GOAL GAMES

■ Duke is 79-73 in games decided by one goal in program history after beating Marquette 10-9 in overtime April 20.

■ Duke is 22-17 in one-goal contests since 2007 and played a program-high five one-goal games in 2007, 2010 and 2013.

■ Duke is 22-20-1 all-time in overtime games and 9-4 under Danowski.

■ Duke is 2-0 in overtime ACC Tournament games and 5-6 in one-goal decisions.

D-MIDDIES DOING THE DIRTY WORK

■ Along with an outstanding close defense, Duke's short stick defensive midfielders are pretty impressive themselves. The quartet of Jack Falk, Blake Leischow, Terry Lindsay and John Prendergast has been tough to beat this season, combining for 22 caused turnovers and 45 ground balls.

■ Leischow has played in all 14 games this season after playing 15 last year. The junior has five caused turnovers, three more than he had all of last season, while Lindsay has one more than he did in 20 games in 2018. Falk, a transfer from Virginia, already has a career-best four caused turnovers this season, matching his total from his 32 games as a Cavalier.

DUKE'S EXPERIENCE AT MIDFIELD

■ The Blue Devils moved Brad Smith back at the midfield, giving Duke an incredible amount of depth and experience at the position. Overall, Duke's collection of midfielders who competed on the first two lines in 2018 have combined to play 254 games.

Midfield Experience

Name	Year	Career GP
Brad Smith	Senior	70
Jake Seau	Senior	49
Kevin Quigley	Junior	52
Reilly Walsh	Junior	52
Nakeie Montgomery	Sophomore	31

WHERE DUKE RANKS IN 2019

TEAM CATEGORY	ACC	NCAA
Assists Per Game (7.07)	2	24
CTs Per Game (8.14)	4	35
Clearing Percentage (.816)	4	48
Faceoff Win % (.531)	4	29
GBs Per Game (32.93)	3	25
Man-Down Defense (.614)	5	48
Man-Up Offense (.261)	5	59
Points Per Game (19.36)	3	23
Saves Per Game (9.71)	4	65
Scoring Defense (8.86)	1	3
Scoring Margin (3.43)	2	10
Scoring Offense (12.29)	4	21
Shot % (.312)	2	13
TOs Per Game (15.93)	3	24
Win Percentage (.786)	1	5

WHERE DUKE PLAYERS RANK

INDIVIDUAL	ACC	NCAA
JOE ROBERTSON		
Assists Per Game (1.07)	10	124
Goals Per Game (2.43)	5	48
Points Per Game (3.50)	3	66

BRAD SMITH

Assists Per Game (1.50)	3	45
Points Per Game (3.07)	6	89

BRIAN SMYTH

Faceoff Percentage (.550)	4	28
Ground Balls Per Game (6.00)	2	24

TURNER UPPGREN

Saves Per Game (8.79)	2	61
Save Percentage (.517)	2	40
Goals Against Average (8.93)	1	3

CADE VAN RAAPHORST

CTs Per Game (1.29)	5	72
---------------------	---	----

JT GILES-HARRIS

CTs Per Game (1.64)	2	37
---------------------	---	----

C 'JUST IN TIME' CARPENTER

- Senior attackman CJ Carpenter has come through with clutch plays in the past two outings. After scoring nine points in his first nine games of the year, Carpenter has six in the past two. All of his points have come late in the third and fourth quarters to help Duke to victory over Virginia and Marquette.
- Versus Virginia, Carpenter sparked Duke's 7-1 run to close the game, notching two goals and two assists in that span. He scored what proved to be the game winner and added a goal and two assists as the Blue Devils pulled away in the fourth.
- One week later, with Duke tied 7-7 with Marquette, the Durham, N.C., native scored with 2.5 seconds left in the third to put Duke ahead 8-7 after three periods. Then with seven minutes left in the fourth and the Blue Devils down 9-8, Carpenter came up with a ground ball and a goal to even the score and force overtime.

CJ's Clutch Scoring

Opponent	Period	Time Remaining	Result	Score
Virginia	3	3:11	Goal	8-6
Virginia	4	13:23	Assist	9-6
Virginia	4	5:33	Goal	10-6
Virginia	4	4:02	Assist	11-6
Marquette	3	0:03	Goal	8-7
Marquette	4	7:23	Goal	9-9

VAN RAAPHORST WITH THE SCOOP

- Senior close defenseman Cade Van Raaphorst has been on a ground ball tear of late. The Phoenix native has 15 ground balls in the past two games, including a career-high eight this past weekend versus Marquette. He had 16 in the previous six games combined.
- Van Raaphorst's 46 ground balls this season are three more than he had in 20 games last season and mark his third straight season with at least 40 ground balls. He has 13 more ground balls than any other non-faceoff specialist on Duke's roster, while the 3.29 per game average ranks ninth in the ACC.

SEAU SAVING THE BEST FOR LAST

- Jake Seau, in his fifth season, is having a strong and steady year thus far. He tallied his first career hat trick in the win over Penn and has multiple goals in three games. Prior to this season he had never scored more than one goal in a game. His 22 points this season are twice as many as he had in his first 35 games combined.

Year	GP-GS	G	A	Pts
2015	13-0	3	2	5
2016	5-0	1	0	1
2017	4-0	0	0	0
2018	13-2	4	1	5
2019	12-11	14	8	22
TOTAL	49-13	22	11	33

ROBERTSON POINT STREAK

- Joe Robertson is riding a 25-game point scoring streak dating back to March 24, 2018. He has been held without a point just once in his career and has 80 points in this 25-game run. He is one of 32 Division I players to sport at least a 20-game point streak.

ROBERTSON JOINS THE 100 CLUB

- With the first of his five points against Notre Dame, Joe Robertson became the 46th Blue Devil to be in the 100-point club. He currently has 82 goals and 27 assists for 109 points.
- Robertson reached the benchmark in 32 games, seven more than Justin Guterding's 25 and five more than Matt Danowski's 27.

UPPGREN'S PROGRESS BETWEEN THE PIPES

- Senior goaltender Turner Uppgren entered the 2019 season as Duke's starting goalie after having played in just 17 career games for a combined 207 minutes over the previous three seasons.
- The Minnesota native made his first career start Feb. 2 at Furman and had seven saves and allowed nine goals. He posted 11 saves against Marquette to register his ninth .500 save percentage in the past 12 games and his fifth double-digit save performance in the past seven games. His .517 save percentage is second in the ACC.

Date	Opponent	Score	Min	GA	GAA*	Svs	SV%
2/2/19	Furman	17-9	56:59	9	9.48	7	.438
2/6/19	High Point	9-13	60:00	13	11.28	10	.435
2/9/19	Jacksonville	15-8	58:50	8	10.24	9	.529
2/16/19	Denver	10-9	60:00	9	9.92	9	.500
2/23/19	Penn	17-7	54:55	5	9.08	6	.545
3/1/19	Richmond	11-7	2:18	3	9.62	0	.000
3/7/19	Loyola	12-7	60:00	7	9.18	10	.588
3/12/19	Utah	17-11	52:56	11	9.16	6	.429
3/16/19	Towson	12-10	60:00	10	9.27	7	.412
3/24/19	Syracuse	8-9 (OT)	63:19	9	9.18	12	.571
3/30/19	UNC	8-10	60:00	10	9.27	15	.600
4/6/19	Notre Dame	14-8	59:51	8	9.15	9	.529
4/13/19	Virginia	12-7	59:39	7	8.97	12	.631
4/20/19	Marquette	10-9	63:28	9	8.93	11	.550

* Season goals against average

MONTGOMERY EYEING SOPHOMORE BREAKTHROUGH

- Sophomore Nakeie Montgomery continues to eye that sophomore breakthrough after people took notice last season during Duke's run through the NCAA Tournament. The Dallas native came on strong in NCAA postseason play, scoring five goals in the first three games.
- Battling an early season injury, Montgomery made his debut on the first midfield against Loyola. Since returning to full strength against Richmond, the Texas native has 23 points from 14 goals and nine assists. His 26 points this season are 10 more than he had in 19 games as a rookie.

Date	Opponent	Score	G	A	Pts	Sh	GWG	UP
2/2/19	Furman	17-9	0	1	1	4	-	-
2/6/19	High Point	9-13	1	0	1	8	-	-
2/9/19	Jacksonville	15-8	1	0	1	4	-	-
3/1/19	Richmond	11-7	2	0	2	8	-	-
3/7/19	Loyola *	12-7	4	0	4	7	-	-
3/12/19	Utah *	17-11	1	0	1	4	-	-
3/16/19	Towson *	12-10	0	2	2	4	-	-
3/24/19	Syracuse * 8-9 (OT)	0	0	0	0	4	-	-
3/30/19	UNC *	8-10	3	0	3	9	-	-
4/6/19	Notre Dame *	14-8	1	4	5	2	-	-
4/13/19	Virginia *	12-7	2	1	3	5	-	-
4/20/19	Marquette *	10-9	1	2	3	3	-	-
Total		145-108	16	10	26	62	-	-

* in starting lineup

FRESHMEN TIDBITS

- Duke welcomed a group of 11 freshmen to campus this fall. It is a talented group with seven listed among Inside Lacrosse's top 100 and five within the top 50.

Rk.	School	Top 100	Top 50	Top 25	Top 10
1.	Virginia	10	8	3	1
2.	Yale	5	3	2	0
3.	North Carolina	8	5	3	2
6.	Duke	7	6	2	1

Power 100 - Inside Lacrosse

8.	Wilson Stephenson, D	Brunswick
22.	Garrett Leadmon, M	DeMatha
30.	Owen Caputo, M	Middle Creek
32.	Jordan Ginder, FO	Brunswick
42.	Andrew Bonafede, G	Chaminade
43.	Frank Marinello, D	Chaminade
95.	Braden Burke, D	John Jay

Top 40 Midfielders - Inside Lacrosse

9.	Garrett Leadmon, M	DeMatha
11.	Owen Caputo, M	Middle Creek

Top 40 Defensemen - Inside Lacrosse

3.	Wilson Stephenson, D	Brunswick
11.	Frank Marinello, D	Chaminade
23.	Braden Burke, D	John Jay

BLUE DEVIL LACROSSE FAMILY AFFAIR

- Lacrosse is a family affair for a host of Blue Devils. Senior Brad Smith is joined by his freshman brother Garrett Smith, who is a goaltender.
- Fellow rookie goalie Andrew Bonafede has Blue Devil ties on the women's side as sister Ella Bonafede enters her senior season as an attacker for Duke.
- Brothers Reed Shaffer and Kohl Shaffer are back for a final season together. They follow in their older brother John Shaffer's footsteps. Their sister, Hayley Shaffer, played four seasons for the Duke women's lacrosse team and graduated in 2017.
- Rookie midfielder Owen Caputo is the oldest son of assistant coach Ron Caputo. His older sister, Samantha, is a sophomore on the East Carolina women's lacrosse team.

ROBERTSON AND UPPGREN LACROSSE FAMILY

- Lacrosse runs in the family for Duke sophomore Joe Robertson and senior Turner Uppgren. Robertson's three older brothers all played Division I lacrosse and Uppgren's older brother, John, brother was a standout at Tufts and younger brother George is sophomore goalie at Richmond.
- Matt, the oldest of the Robertson's, played his final two seasons at Virginia. Ian was a Maryland Terrapin for three years and Phillip is a junior on the Princeton men's lacrosse team. John Uppgren was an elite scorer at Tufts.
- Phillip has 17 goals in 11 games after missing the first two games of 2019. He now has 53 goals and 56 points for his career.
- John, graduating from Tufts in 2016, holds the Tufts' career goals and points records with 237 and 418, respectively, as well as the top three single-season point performances. He also is tied for the career assists record at 181. John's 418 career points are 97 more than the next closest Jumbo on the list. George is in his second season as a Spider and has yet to see game action.

ALL IN THE FAMILY FOR GILES-HARRIS

- Preseason All-American and All-ACC choice, junior defenseman John Thomas (JT) Giles-Harris isn't the only one from his family who has made a name for himself as a Blue Devil.
- JT's brother, Joe, Duke football's top defensive player and team captain in 2018, recently participated in the NFL combine and Duke pro day after a decorated career at Duke. He garnered four All-America awards in 2017, including second-team honors by the Walter Camp Foundation. Overall, he was the first Duke linebacker with multiple first-team All-ACC accolades since 1985-86.

VAN RAAPHORST'S ATHLETIC LINEAGE

- Senior close defenseman Cade Van Raaphorst traded the football for the lacrosse stick despite hailing from a family of elite college quarterbacks.
- Cade is the son of Jeff Van Raaphorst, quarterback at Arizona State leading the Sun Devils to the Pac-10 and Rose Bowl titles in 1987. He was inducted into the Rose Bowl Hall of Fame in 2006. Jeff also played in the NFL for a few seasons.
- Uncle, Mike Van Raaphorst, was the backup quarterback to Carson Palmer at Southern California.

SEAU'S ATHLETIC LINEAGE

- If midfielder Jake Seau's last name rings a bell to you it's because Jake is the son of the late Junior Seau, who was a 10-time All-Pro linebacker and 12-time Pro Bowl selection. Junior was inducted into the NFL Hall of Fame posthumously in 2015.

UP NEXT

- The Blue Devils will either be playing next Saturday, May 4 in the ACC Championship game or will have a two-week layoff from action before the NCAA Tournament gets underway May 11. The selection show is set for May 5.

DUKE - GAME HIGHS

POINTS	28	vs PENN (Feb 23)
	26	vs UTAH (Mar 12)
GOALS	17	vs UTAH (Mar 12)
	17	vs PENN (Feb 23)
	17	at Furman (Feb 02)
ASSISTS	11	vs PENN (Feb 23)
	10	vs. NOTRE DAME (Apr 06)
SHOTS	50	at Furman (Feb 02)
	46	vs UTAH (Mar 12)
SHOT PERCENT	.500 (10-20)	vs Denver (Feb 16)
	.417 (15-36)	at Jacksonville (Feb 09)
SHOTS ON GOAL	30	vs UTAH (Mar 12)
	28	vs PENN (Feb 23)
	28	vs High Point (Feb 06)
ON GOAL PERCENT	.750 (27-36)	vs. NOTRE DAME (Apr 06)
	.720 (28-40)	vs VIRGINIA (Apr 13)
SAVES	15	at North Carolina (Mar 30)
	12	at Syracuse (Mar 24)
	12	vs NOTRE DAME (Apr 13)
GROUND BALLS	45	vs UTAH (Mar 12)
	41	at Jacksonville (Feb 09)
FACEOFF PERCENT	.903 (28-31)	vs UTAH (Mar 12)
	.720 (18-25)	at Jacksonville (Feb 09)
TURNOVERS	22	vs Denver (Feb 16)
	21	at Jacksonville (Feb 09)
CAUSED TURNOVERS	13	vs TOWSON (Mar 16)
	11	at Syracuse (Mar 24)
	11	vs VIRGINIA (Apr 13)

DUKE - GAME LOWS

POINTS	11	at Syracuse (Mar 24)
	12	at North Carolina (Mar 30)
GOALS	8	at Syracuse (Mar 24)
	8	at North Carolina (Mar 30)
ASSISTS	3	at Syracuse (Mar 24)
	5	vs High Point (Feb 06)
	5	vs Denver (Feb 16)
	5	at Richmond (Mar 01)
SHOTS	20	vs Denver (Feb 16)
	31	at Syracuse (Mar 24)
SHOTS ON GOAL	12	vs Denver (Feb 16)
	20	at Syracuse (Mar 24)
SAVES	7	vs UTAH (Mar 12)
	7	vs TOWSON (Mar 16)
GROUND BALLS	21	at Syracuse (Mar 24)
	29	vs High Point (Feb 06)
	29	at North Carolina (Mar 30)
TURNOVERS	10	vs TOWSON (Mar 16)
	13	at Richmond (Mar 01)
	13	vs LOYOLA (Mar 07)
	13	vs. NOTRE DAME (Apr 06)
CAUSED TURNOVERS	3	at Furman (Feb 02)
	3	vs UTAH (Mar 12)

OPPONENT - GAME HIGHS

POINTS	20	vs High Point (Feb 06)
	19	vs UTAH (Mar 12)
GOALS	13	vs High Point (Feb 06)
	11	vs UTAH (Mar 12)
ASSISTS	8	vs UTAH (Mar 12)
	7	vs High Point (Feb 06)
SHOTS	44	at Syracuse (Mar 24)
	41	at North Carolina (Mar 30)
SHOT PERCENT	.393 (11-28)	vs UTAH (Mar 12)
	.333 (13-39)	vs High Point (Feb 06)
SHOTS ON GOAL	25	at North Carolina (Mar 30)
	23	vs High Point (Feb 06)
ON GOAL PERCENT	.773 (17-22)	vs LOYOLA (Mar 07)
	.643 (18-28)	vs UTAH (Mar 12)
SAVES	21	at North Carolina (Mar 30)
	19	vs High Point (Feb 06)
GROUND BALLS	32	at Syracuse (Mar 24)
	30	vs VIRGINIA (Apr 13)
FACEOFF PERCENT	.792 (19-24)	vs TOWSON (Mar 16)
	.611 (11-18)	at Syracuse (Mar 24)
TURNOVERS	25	vs TOWSON (Mar 16)
	20	vs High Point (Feb 06)
CAUSED TURNOVERS	15	at Jacksonville (Feb 09)
	11	vs Denver (Feb 16)
	11	vs Marquette (Apr 20)

OPPONENT - GAME LOWS

POINTS	10	vs PENN (Feb 23)
	11	at Richmond (Mar 01)
	11	vs LOYOLA (Mar 07)
	11	vs NOTRE DAME (Apr 06)
	11	vs VIRGINIA (Apr 13)
GOALS	7	vs PENN (Feb 23)
	7	at Richmond (Mar 01)
	7	vs LOYOLA (Mar 07)
	7	vs VIRGINIA (Apr 13)
ASSISTS	3	vs Denver (Feb 16)
	3	vs PENN (Feb 23)
	3	vs NOTRE DAME (Apr 06)
SHOTS	22	vs LOYOLA (Mar 07)
	28	at Jacksonville (Feb 09)
	28	vs UTAH (Mar 12)
	28	vs NOTRE DAME (Apr 06)
SHOTS ON GOAL	15	vs PENN (Feb 23)
	15	at Richmond (Mar 01)
SAVES	2	vs Denver (Feb 16)
	9	at Furman (Feb 02)
GROUND BALLS	17	at Richmond (Mar 01)
	17	vs UTAH (Mar 12)
TURNOVERS	10	vs UTAH (Mar 12)
	13	at North Carolina (Mar 30)
CAUSED TURNOVERS	2	vs TOWSON (Mar 16)
	3	vs High Point (Feb 06)
	3	vs LOYOLA (Mar 07)

ALL-TIME ACC TOURNAMENT RESULTS

1989 - RUNNER-UP

Semifinal - #4 Duke def #1 Maryland, 7-6
Final - #2 North Carolina def. #4 Duke, 18-6

1990 - SEMIFINALIST

Semifinal - #1 Virginia def. #4 Duke, 18-13

1991 - SEMIFINALIST

Semifinal - #1 North Carolina def. #4 Duke, 11-8

1992 - SEMIFINALIST

Semifinal - #2 Maryland def. #3 Duke, 8-6

ALL-TOURNAMENT TEAM

Duke: Michael Becker

1993 - SEMIFINALIST

Semifinal - #2 North Carolina def. #3 Duke, 13-6

ALL-TOURNAMENT TEAM

Duke: Carter Hertzberg, Matt Ogelsby

1994 - SEMIFINALIST

Semifinal - #1 Virginia def. #4 Duke, 19-13

ALL-TOURNAMENT TEAM

Duke: Scott Harrison

1995 - CHAMPION

Semifinal - #4 Duke def. #1 Virginia, 17-10
Final - #4 Duke def. #3 North Carolina, 14-6

ALL-TOURNAMENT TEAM

Duke: Jim Gonnella, Scott Harrison, Joe Kirmser, Ross Moscatelli (MVP), Matt Ogelsby,

1996 - SEMIFINALIST

Semifinal - #1 North Carolina def. #4 Duke, 18-8

1997 - RUNNER-UP

Semifinal - #2 Duke def. #3 Maryland, 17-10
Final - #1 Virginia def. #2 Duke, 12-6

ALL-TOURNAMENT TEAM

Duke: John Fay, Jim Gonnella, Joe Kirmser, Jim O'Donnell

1998 - SEMIFINALIST

Semifinal - #2 Virginia def. #3 Duke, 11-9

ALL-TOURNAMENT TEAM

Duke: John Fay

1999 - RUNNER-UP

Semifinal - #1 Duke def. #4 North Carolina, 9-7
Final - #2 Virginia def. #1 Duke, 8-7

ALL-TOURNAMENT TEAM

Duke: Matt Breslin, Stephen Card, Scott Diggs, T.J. Durnan, Tim Knowles

2000 - SEMIFINALIST

Semifinal - #3 Maryland def. #2 Duke, 7-6

ALL-TOURNAMENT TEAM

Duke: Stephen Card, Nick Hartofilis

2001 - CHAMPION

Semifinal - #2 Duke def. #3 North Carolina, 11-9
Final - #2 Duke def. #1 Maryland, 10-6

ALL-TOURNAMENT TEAM

Duke: Kevin Brennan, Matt Breslin, Scott Bross (MVP), Kevin Cassese, Dan Chemotti, Chris Hartofilis

2002 - CHAMPION

Semifinal - #2 Duke def. #3 Maryland, 8-7 (OT)
Final - #2 Duke def. #1 Virginia, 14-13

ALL-TOURNAMENT TEAM

Duke: Dan Hauber, Terrence Keaney, A.J. Kincel (MVP), Alex Lieske, Jimmy Regan

2003 - RUNNER-UP

Semifinal - #4 Duke def. #1 Maryland, 7-6
Final - #2 Virginia def. #4 Duke, 12-6

ALL-TOURNAMENT TEAM

Duke: Kevin Cassese, A.J. Kincel, Matt Rewkowski, John Wending

2004 - SEMIFINALIST

Semifinal - #1 Maryland def. #4 Duke, 10-7

ALL-TOURNAMENT TEAM

Duke: Matt Danowski

2005 - RUNNER-UP

Semifinal - #1 Duke def. #4 North Carolina, 13-11
Final - #3 Maryland def. #1 Duke, 9-5

ALL-TOURNAMENT TEAM

Duke: Matt Danowski, Aaron Fenton, Zack Greer

2007 - CHAMPION

Semifinal - #1 Duke def. #4 North Carolina, 12-9
Final - #1 Duke def. #2 Virginia, 12-9

ALL-TOURNAMENT TEAM

Duke: Matt Danowski (MVP), Bo Carrington, Casey Carroll, Zack Greer, Dan Loftus

2008 - CHAMPION

Semifinal - #1 Duke def. #4 North Carolina, 17-6
Final - #1 Duke def. #3 Virginia, 11-9

ALL-TOURNAMENT TEAM

Duke: Ned Crotty, Matt Danowski, Zack Greer, Dan Loftus (MVP), Tony McDevitt, Parker McKee, Nick O'Hara, Max Quinzani

2009 - CHAMPION

Semifinal - #2 Duke def. #3 Virginia, 16-5
Final - #2 Duke def. #4 North Carolina, 15-13

ALL-TOURNAMENT TEAM

Duke: C.J. Costabile (MVP), Ned Crotty, Zach Howell, Mike Catalino, Max Quinzani, Michael Manley, Steve Schoeffel

2010 - SEMIFINALIST

Semifinal - #1 Virginia def. #4 Duke, 16-12

ALL-TOURNAMENT TEAM

Duke: Max Quinzani

2011 - RUNNER-UP

Semifinal - #1 Duke def. #4 Virginia, 19-10
Final - #3 Maryland def. #1 Duke, 11-9

ALL-TOURNAMENT TEAM

Duke: C.J. Costabile, Zach Howell, David Lawson, Dan Wigrizer

2012 - CHAMPION

Semifinal - #1 Duke def. #4 Maryland, 6-5
Final - #1 Duke def. #3 North Carolina, 12-9

ALL-TOURNAMENT TEAM

Duke: C.J. Costabile, Josh Dionne, Will Haus, Christian Walsh (MVP), Dan Wigrizer

2013 - SEMIFINALIST

Semifinal - #2 North Carolina def. No. 3 Duke, 18-17

ALL-TOURNAMENT TEAM

Duke: Brendan Fowler, Jordan Wolf

2014 - SEMIFINALIST

Semifinal - #3 Syracuse def. No. 2 Duke, 16-15

ALL-TOURNAMENT TEAM

Duke: Deemer Class, Case Matheis

2015 - RUNNER-UP

Semifinal - #4 Duke d. #1 Notre Dame, 13-8
Final - #3 Syracuse d. #4 Duke, 15-14

ALL-TOURNAMENT TEAM

Duke: Jack Bruckner, Myles Jones, Case Matheis, Kyle Rowe

2016 - RUNNER-UP

Semifinal - #3 Duke d. #2 Notre Dame, 10-9 (OT)
Final - #4 Syracuse d. #3 Duke, 14-8

ALL-TOURNAMENT TEAM

Duke: Danny Fowler, Myles Jones, Ethan Powley, Kyle Rowe

2017 - SEMIFINALIST

Semifinal - #3 Notre Dame d. #2 Duke, 7-6

ALL-TOURNAMENT TEAM

Duke: Jack Bruckner

2018 - SEMIFINALIST

Semifinal - #3 Notre Dame d. #2 Duke, 14-11

ALL-TOURNAMENT TEAM

Duke: Brad Smith, Reilly Walsh

DUKE IN ACC TOURNAMENT

OVERALL RECORD

School	W	L	Pct.	For	Opp
Duke	22	22	.500	473	464

RECORD BY ROUND

Semis	15-14
Finals	7-8
Overall	22-22

RECORD BY SEED

No. 1	9-3
No. 2	7-5
No. 3	1-5
No. 4	5-9

SERIES RECORD

vs. Maryland	6-5
vs. North Carolina	8-5
vs. Notre Dame	2-2
vs. Virginia	6-7
vs. Syracuse	0-3

DUKE RECORDS

ACC TOURNAMENT

Team - All-Games

Most Goals Scored - 19
2011, Duke def. Virginia, 19-10

Fewest Goals Scored - 5
2005, Maryland def. Duke, 9-5
2012, Duke def. Maryland, 6-5

Win Margin - 11, twice
2008, Duke def. North Carolina, 17-6
2009, Duke def. Virginia, 16-5

Most Goals Allowed - 19
1994, Virginia def. Duke, 19-13

Fewest Goals Allowed - 5
2009, Duke def. Virginia, 16-5
2012, Duke def. Maryland, 6-5

Team - Semifinals

Most Goals Scored - 19
2011, Duke def. Virginia, 19-10

Fewest Goals Scored - 6, four times
1992, Maryland def. Duke, 8-6
1993, North Carolina def. Duke, 13-6
2000, Maryland def. Duke, 7-6
2012, Duke def. Maryland, 6-5
2017, Notre Dame def. Duke, 7-6

Win Margin - 11, twice
2008, Duke def. North Carolina, 17-6
2009, Duke def. Virginia, 16-5

Most Goals Allowed - 19
1994, Virginia def. Duke, 19-13

Fewest Goals Allowed - 5
2009, Duke def. Virginia, 16-5
2012, Duke def. Maryland, 6-5

Team - Finals

Most Goals Scored - 15
2009, Duke def. North Carolina, 15-13

Fewest Goals Scored - 6, three times
1989, North Carolina def. Duke, 18-6
1997, Virginia def. Duke, 12-6
1999, Virginia def. Duke, 15-6
2003, Virginia def. Duke, 12-6

Win Margin - 8
1995, Duke def. North Carolina, 14-6

Most Goals Allowed - 18
1989, North Carolina def. Duke, 18-6

Fewest Goals Allowed - 6, twice
1995, Duke def. North Carolina, 14-6
2001, Duke def. Maryland, 10-6

Team - Tournament

Most Goals Scored - 31, 1995, 2009
Most Assists - 24, 1995
Ground Balls - 123, 1995
Saves - 36, 1995
Most Goals Allowed - 24, 1989

DUKE MISCELLANEOUS LEADERS

5+ POINT GAMES

Joe Robertson	6
Brad Smith	4
Nakeie Montgomery	1
Joey Manown	1

3+ GOAL GAMES

Joe Robertson	8
Brad Smith	4
Joey Manown	3
Nakeie Montgomery	2
Cameron Badour	1
CJ Carpenter	1
Sean Lowrie	1
Jake Seau	1
Garrett Leadmon	1

3+ ASSIST GAMES

Brad Smith	3
Reilly Walsh	1
Nakeie Montgomery	1

5+ GBS GAMES

Brian Smyth	8
Joe Robertson	2
Jordan Ginder	2
Cade Van Raaphorst	2
Turner Uppgren	1
Jack Fowler	1

10+ FACEOFF WINS

Brian Smyth	7
Jordan Ginder	1

3+ CAUSED TURNOVERS

JT Giles-Harris	4
Turner Uppgren	1
Wilson Stephenson	1

3+ GOAL GAMES

5, Joe Robertson vs. Jacksonville (2/9)
4, Joey Manown vs. High Point (2/6)
4, Joe Robertson vs. Denver (2/16)
4, Joe Robertson vs. Penn (2/23)
4, Nakeie Montgomery vs. Loyola (3/7)
4, Joey Manown vs. Loyola (3/7)
4, Garrett Leadmon vs. Utah (3/12)
3, Joe Robertson vs. Furman (2/2)
3, Cameron Badour vs. Furman (2/2)
3, CJ Carpenter vs. Furman (2/2)
3, Joey Manown vs. Jacksonville (2/9)
3, Jake Seau vs. Penn (2/23)
3, Brad Smith vs. Penn (2/23)
3, Joe Robertson vs. Richmond (3/1)
3, Brad Smith vs. Richmond (3/1)
3, Joe Robertson vs. Utah (3/12)
3, Brad Smith vs. Towson (3/16)
3, Nakeie Montgomery vs. North Carolina (3/30)
3, Joe Robertson vs. Notre Dame (4/6)
3, Brad Smith vs. Notre Dame (4/6)
3, Sean Lowrie vs. Notre Dame (4/6)
3, Joe Robertson vs. Virginia (4/13)

5+ POINT GAMES

6, Joe Robertson vs. Jacksonville (2/9)
6, Joe Robertson vs. Penn (2/23)
6, Brad Smith vs. Penn (2/23)
5, Joe Robertson vs. Furman (2/2)
5, Joey Manown vs. High Point (2/6)
5, Joe Robertson vs. Denver (2/16)
5, Brad Smith vs. Loyola (3/7)
5, Brad Smith vs. Utah (3/12)
5, Joe Robertson vs. Utah (3/12)
5, Joe Robertson vs. Notre Dame (4/6)
5, Brad Smith vs. Notre Dame (4/6)
5, Nakeie Montgomery vs. Notre Dame (4/6)

3+ ASSIST GAMES

4, Nakeie Montgomery vs. Notre Dame (4/6)
3, Reilly Walsh vs. Jacksonville (2/9)
3, Brad Smith vs. Penn (2/23)
3, Brad Smith vs. Loyola (3/7)
3, Brad Smith vs. Utah (3/12)

5+ GBS GAMES

14, Brian Smyth vs. Furman (2/2)
14, Brian Smyth vs. Jacksonville (2/9)
12, Jordan Ginder vs. Utah (3/12)
11, Brian Smyth vs. Utah (3/12)
8, Brian Smyth vs. Richmond (3/10)
8, Cade Van Raaphorst vs. Marquette (4/20)
7, Brian Smyth vs. Penn (2/23)
7, Brian Smyth vs. Notre Dame (4/6)
7, Cade Van Raaphorst vs. Virginia (4/13)
6, Brian Smyth vs. High Point (2/6)
5, Jack Fowler vs. Furman (2/2)
5, Turner Uppgren vs. Jacksonville (2/9)
5, Jordan Ginder vs. Denver (2/16)
5, Joe Robertson vs. Richmond (3/1)
5, Joe Robertson vs. Loyola (3/7)
5, Brian Smyth vs. Loyola (3/7)

10+ FACEOFF GAMES

19, Brian Smyth vs. Furman (2/2)
17, Brian Smyth vs. Jacksonville (2/9)
14, Brian Smyth vs. Richmond (3/1)
14, Jordan Ginder vs. Utah (3/12)
13, Brian Smyth vs. High Point (2/6)
13, Brian Smyth vs. Penn (2/23)
13, Brian Smyth vs. Utah (3/12)
11, Brian Smyth vs. Notre Dame (4/6)

3+ CAUSED TURNOVERS

4, JT Giles-Harris vs. Towson (3/16)
3, JT Giles-Harris vs. Furman (2/9)
3, Turner Uppgren vs. Furman (2/9)
3, JT Giles-Harris vs. Richmond (3/1)
3, JT Giles-Harris vs. North Carolina (3/30)
3, Wilson Stephenson vs. Notre Dame (4/6)

DUKE SCORING BY QUARTERS

	1	2	3	4	OT	F
Duke	4	5	5	3		17
Furman	3	2	2	2		9
	1	2	3	4	OT	F
High Point	2	3	1	7		13
Duke	1	3	2	3		9
	1	2	3	4	OT	F
Duke	5	1	5	4		15
Jacksonville	2	4	2	0		8
	1	2	3	4	OT	F
Denver	1	3	2	3		9
Duke	1	1	2	6		10
	1	2	3	4	OT	F
Penn	2	1	1	3		7
Duke	8	4	2	3		17
	1	2	3	4	OT	F
Duke	3	1	4	3		11
Richmond	3	1	3	0		7
	1	2	3	4	OT	F
Loyola	2	1	0	4		7
Duke	3	3	5	1		12
	1	2	3	4	OT	F
Utah	3	4	0	4		11
Duke	6	1	7	3		17
	1	2	3	4	OT	F
Towson	2	4	2	2		10
Duke	2	4	2	4		
	1	2	3	4	OT	F
Duke	4	2	0	2	0	8
Syracuse	2	0	1	5	1	9
	1	2	3	4	OT	F
Duke	2	1	5	0		8
North Carolina	3	2	4	1		10
	1	2	3	4	OT	F
Notre Dame	3	2	1	2		8
Duke	1	6	3	4		14
	1	2	3	4	OT	F
Virginia	2	3	1	1		7
Duke	2	3	3	4		12
	1	2	3	4	OT	F
Duke	3	2	3	1	1	10
Marquette	3	1	3	2	0	9
	1	2	3	4	OT	F
Duke	0	0	0	0		0
Notre Dame	0	0	0	0		0

JOHN DANOWSKI

HEAD COACH | 13TH SEASON AT DUKE | RUTGERS '76



>> DINO BY RECORD

Overall Record	410-197
Record at Duke	191-58
ACC Record (Regular Season/Tournament)	31-13/11-8
In February	37-16
In March	67-19
In April	50-13
In May	37-10

Hofstra University

Head Coach	1986-2006
Record	192-123

Long Island University-C.W. Post

Head Coach	1983-85
Record at LIU	27-16

>> DINO PLAYING HISTORY

Rutgers University - 1972-76

Four-year letterwinner
NCAA Tournament - 1973-74
Ranks 2nd all-time in assists (120) and 8th in points (177)

>> DINO MILESTONE WINS

OVERALL

1	vs. Kutztown, 3/23/83 (14-5)
10	vs. Southampton, 3/17/84 (14-5)
25	vs. St. John's, 4/17/85 (13-5)
50	vs. Princeton, 5/14/88 (7-3)
75	vs. Drexel, 4/23/91 (21-11)
100	vs. Vermont, 3/25/95 (11-10)
125	vs. Delaware, 3/7/98 (13-11)
150	vs. Air Force, 3/27/00 (21-4)
175	vs. No. 14 Towson, 4/6/02 (13-7)
200	vs. Drexel, 4/15/05 (11-5)
225	vs. Georgetown, 3/24/07 (6-4)
250	vs. North Carolina, 4/25/08 (17-6)
275	vs. Georgetown, 3/27/10 (15-10)
300	vs. Rutgers, 2/11/12 (16-8)
325	vs. Rutgers, 4/20/13 (16-7)
350	vs. Mercer, 2/15/16 (16-6)
375	vs. Loyola, 3/11/17 (15-7)
376	vs. Jacksonville, 3/13/17 (13-6)
400	vs. Furman, 2/2/19 (17-9)

at Duke

1	vs. Dartmouth, 2/24/07 (17-11)
50	vs. North Carolina, 5/17/09 (12-11)
75	vs. Presbyterian, 4/11/11 (18-6)
100	vs. Towson, 3/16/13 (12-4)
125	vs. Air Force, 5/11/14 (20-9)
150	vs. Notre Dame, 4/29/16 (10-9 (OT))
175	vs. Virginia, 4/14/18 (18-13)

>> DINO BY THE NUMBERS

- 2** Tewaaron Award Winners
Matt Danowski (07), Ned Crotty (10)
- 3** National Championships (2010, 2013, 2014)
- 4** ACC Tournament Championships (2007, 2008, 2009, 2012)
- 7** Conference Coach of the Year Awards
ACC ('07, '11, '12) | CAA ('02, '06)
North Atlantic Conference ('95, '96)
- 12** Conference Championships - ACC ('07, '08, '09, '12)
CAA ('06) | America East ('97, '98, '00), North Atlantic
Conference ('95, '96), East Coast Conference ('88, '89)
- 16** Conference MVPs
Nine at Hofstra, seven at Duke
- 98** All-America Honors
- 135** All-Conference Selections

>> JOHN DANOWSKI BIO



Cemented as one of the top coaches in college lacrosse, John Danowski has led the Duke men's lacrosse team to unprecedented success and himself to the top of the Division I men's lacrosse wins list. Danowski was introduced as Duke's eighth head men's lacrosse coach on July 21, 2006, and quickly led the Blue Devils to some of the most successful lacrosse seasons in school history, to three NCAA Championships in five seasons.

In Danowski's 11 years at the helm of the Blue Devils lacrosse program, he has compiled an impressive 181-56 record in leading Duke to seven ACC regular season titles and four ACC tournament titles, eight straight appearances in the national semifinals from 2007-14, four in the NCAA title match and ultimately to the 2010, 2013 and 2014 national titles. The 2014 NCAA crown put Danowski, a winner of 400 career games, among a small group of nine coaches to win three national titles and among eight to capture consecutive crowns. Meanwhile, Duke's run of eight straight NCAA semifinals rank as the second most of any program since 2000 with Syracuse. Most recently, Danowski passed Dom Starsia as the winningest Division I lacrosse history, garnering his 376th win with a 13-6 victory over Jacksonville, March 13, 2017.

A winner of nearly 80 percent of his games at Duke, the individual awards Blue Devil players have garnered is equally impressive. In 12 seasons, Danowski mentored 69 All-America selections, 45 All-ACC choices, two Tewaaraton Trophy winners, a pair of USILA Attackman of the Year honorees, a USILA Defenseman of the Year, three USILA Midfielder of the Year award recipients and 22 USILA Scholar All-America picks.

While the success on the field is unsurpassed in Duke lacrosse history, the student-athletes excellence in the classroom also is unrivaled. The Blue Devils consistently lead the ACC in All-ACC Academic picks as well as players on the ACC Academic Honor Roll. In 2018, Duke had 37 players - nearly 79 percent of the team - achieve a 3.0 grade point average for the entire academic year, with Justin Guterding earning USILA Scholar All-America honors.

Head coach John Danowski is one of four active coaches to own multiple NCAA titles. He is third among the group with three, while Bill Tierney of Denver leads the way with eight.

NCAA Titles - Active Coaches

Bill Tierney	7
John Desko	5
John Danowski	3
Dave Pietramala	2



DANOWSKI VS. ALL OPPONENTS

OPPONENT	DUKE		OVERALL	
	W	L	W	L
AIR FORCE	4	2	10	2
ARMY	3	0	15	9
BELLARMINE	1	0	1	0
BOSTON UNIVERSITY	5	0	5	0
BROWN	3	0	9	5
BUCKNELL	3	0	6	1
CLEVELAND STATE	2	0	2	0
COLGATE	3	0	3	0
CORNELL	2	2	3	6
DARTMOUTH	6	0	7	0
DELAWARE	2	0	18	8
DENVER	5	6	5	6
DREXEL	-	-	18	0
FAIRFIELD	-	-	1	0
FURMAN	2	0	2	0
GEORGETOWN	9	1	9	3
HARVARD	6	2	9	5
HIGH POINT	5	1	5	1
HOBART	-	-	1	5
HOFSTRA	-	-	2	1
HOLY CROSS	1	0	1	0
JACKSONVILLE	9	0	9	0
JOHNS HOPKINS	6	2	9	15
LEHIGH	2	0	7	0
LOYOLA	12	4	14	13
MARIST	2	0	2	0
MARQUETTE	7	0	7	0
MARYLAND	5	8	5	11
MASSACHUSETTS	-	-	7	15
MERCER	4	0	4	0
NAVY	1	0	4	0
NEW HAMPSHIRE	-	-	3	0
NORTH CAROLINA	16	5	21	6
NOTRE DAME	10	8	18	14
OHIO STATE	1	2	2	2
PENNSYLVANIA	4	2	4	5
PENN STATE	1	0	2	1
PRESBYTERIAN	3	0	3	0
PRINCETON	0	0	7	7
PROVIDENCE	2	0	6	0
RADFORD	-	-	1	0
RICHMOND	2	1	2	1
RUTGERS	3	0	9	4
ST. JOHN'S	2	0	12	1
SACRED HEART	1	0	6	0
SAINT JOSEPH'S	2	0	2	0
SIENA	1	0	4	0
STONY BROOK	2	0	5	1
SYRACUSE	5	9	6	15
TOWSON	2	0	13	11
UMBC	-	-	3	1
VERMONT	1	0	9	0
VILLANOVA	1	0	8	3
VIRGINIA	18	1	20	3
YALE	1	1	3	5

DUKE RECORDS BOOK

CAREER POINTS

Name	Goals	Assists	Points
1. Matt Danowski	170	183	353
2. Justin Guterding	212	139	351
3. Jordan Wolf	184	120	304
4. Zack Greer	206	79	285
5. Dave Hagler	156	98	254
6. Ned Crotty	92	147	239
7. Max Quinzani	199	37	236
8. Myles Jones	126	105	231
9. Tony Cullen	106	114	220
Peter Rubin	156	64	220
11. Steve Sachs	101	108	209
12. Ken Lukes	108	95	203
13. Deemer Class	134	67	201
14. John Fay	150	48	198
15. Jack Bruckner	146	51	197
16. Zach Howell	134	58	192
17. Joe Matassa	113	77	190
Case Matheis	95	95	190
19. Rod Finlayson	108	80	188
20. Josh Dennis	129	55	184
21. Jared Frood	99	79	178
22. T.J. Durnan	125	43	168
23. Christian Walsh	93	71	164
24. Scott Harrison	90	73	163
25. Josh Dionne	140	22	162
26. Brad Smith	80	81	161
27. Paul Maloney	75	83	158
28. Greg Patchak	98	54	152
29. Dan Flannery	79	70	149
30. Jon Bierman	75	71	146
31. Jim Gonnella	55	90	145
32. Jim Cabrera	79	65	144
33. Rob Rice	89	46	135
34. Hunt Brawley	89	45	134
35. Pete Gustafson	79	49	128
36. Matt Ogelsby	80	44	124

CAREER GOALS

Name	Years	G
1. Justin Guterding	2015-18	212
2. Zack Greer	2005-08	206
3. Max Quinzani	2007-10	199
4. Jordan Wolf	2011-14	184
5. Matt Danowski	2004-08	170
6. Dave Hagler	1978-82	156
Peter Rubin	1986-88	156
8. John Fay	1995-98	150
9. Jack Bruckner	2014-17	146
10. Josh Dionne	2011-14	140
11. Zach Howell	2008-11	134
Deemer Class	2013-16	134
13. Josh Dennis	1987-90	129
14. Myles Jones	2013-16	126
15. T.J. Durnan	1997-00	125

CAREER ASSISTS

Name	Years	A
1. Matt Danowski	2004-08	183
2. Ned Crotty	2006-10	147
3. Justin Guterding	2015-18	139
4. Jordan Wolf	2011-14	120
5. Tony Cullen	1978-80	114
6. Steve Sachs	1966-69	108
7. Myles Jones	2013-16	105
8. Dave Hagler	1978-82	98
9. Ken Lukes	1984-87	95
Case Matheis	2013-16	95
11. Jim Gonnella	1994-97	90
12. Paul Mahoney	1986-89	83
13. Brad Smith	2016-P	81
14. Rod Finlayson	1973-76	80
15. Jared Frood	1997-00	79
Zack Greer	2005-08	79

SINGLE-SEASON GOALS

Name	Years	G
1. Max Quinzani	2010	68
2. Zack Greer	2007	67
3. Justin Guterding	2018	66
4. Zack Greer	2008	65
5. Jordan Wolf	2014	64
6. Max Quinzani	2008	61
7. Zack Greer	2005	57
Jordan Wolf	2013	57
9. John Fay	1997	53
10. Justin Guterding	2015	52
11. Zach Howell	2010	51
Justin Guterding	2017	51
13. Matt Danowski	2005	50
Josh Dennis	1989	50
Deemer Class	2016	50
16. Josh Dionne	2014	49
17. Jack Bruckner	2015	47
Jack Bruckner	2017	47
19. Dan Flannery	2005	46
Joe Robertson	2018	46
21. Jack Bruckner	2016	45
22. Matt Danowski	2007	44

SINGLE-SEASON ASSISTS

Name	Years	G
1. Ned Crotty	2010	63
2. Matt Danowski	2008	56
3. Ned Crotty	2009	55
4. Matt Danowski	2007	52
5. Justin Guterding	2018	47
6. Justin Guterding	2017	46
7. Matt Danowski	2005	42
8. Jordan Wolf	2014	39
9. Paul Maloney	1989	37
Myles Jones	2015	37
Myles Jones	2016	37
12. Jordan Wolf	2012	33
Case Matheis	2016	33
14. Jim Gonnella	1997	32
15. Zack Greer	2008	30
16. Jordan Wolf	2013	28
Justin Guterding	2016	28

SINGLE-SEASON POINTS

Name	Years	Pts
1. Justin Guterding	2018	113
2. Jordan Wolf	2014	103
3. Matt Danowski	2008	97
Justin Guterding	2017	97
5. Matt Danowski	2007	96
6. Zack Greer	2008	95
7. Zack Greer	2007	94
8. Matt Danowski	2005	92
9. Jordan Wolf	2013	87
10. Ned Crotty	2010	86
11. Max Quinzani	2010	82
12. Ned Crotty	2009	78
13. Myles Jones	2015	77
14. Dan Flannery	2005	72
Zack Greer	2005	72
16. Justin Guterding	2016	71
17. Zach Howell	2010	70
Justin Guterding	2015	70
Myles Jones	2016	70
20. Max Quinzani	2008	69

CAREER SAVES

Name	Years	Saves
1. Joe Kirmser	1994-97	847
2. Danny Fowler	2014-18	624
3. Chuck Sherwood	1972-75	583
4. Matt Breslin	1998-01	579
5. Dan Loftus	2004-08	552



CONNOR ALEXANDER 1

Senior • Defense
6-1 • 180 • Jupiter, Fla. (Jupiter)

CAREER STATISTICS

OFFENSE	GP-GS	G	A	Pts	Sh	UP	GB	TO	CT	Pen-Min
2016	6-0	0	0	0	0	0	0	0	0	0-0.0
2017	5-0	0	0	0	0	0	2	2	2	0-0.0
2018	5-0	0	0	0	0	0	1	0	0	0-0.0
2019	2-0	0	0	0	0	0	0	0	0	0-0.0
TOTAL	18-0	0	0	0	0	0	3	2	2	0-0.0

CAREER HIGHS

Ground Balls: 1, three times, last vs. Jacksonville, 2/10/18

Caused Turnovers: 1, twice, last vs. Jacksonville, 3/13/17

SEASON HIGHS

2019 GAME-BY-GAME STATISTICS

Date	Opponent	Score	GP-GS	G	A	Pts	Sh	UP	GB	T/O	CT	Pen-Min
2/9/19	at Jacksonville	15-8	0-0	0	0	0	0	0	0	0	0	0-0.0
3/12/19	UTAH	17-11	0-0	0	0	0	0	0	0	0	0	0-0.0
Totals		32-19	2-0	0	0	0	0	0	0	0	0	0-0.0



CAMERON BADOUR 5

Sophomore • Midfield
6-4 • 210 • Ottawa, Canada (IMG Academy)

CAREER STATISTICS

OFFENSE	GP-GS	G	A	Pts	Sh	UP	GB	TO	CT	Pen-Min
2019	8-0	6	0	6	21	2	4	6	1	3-2.5

CAREER & SEASON HIGHS

Goals: 3, vs. Furman, 2/2/19

Assists:

Points: 3, vs. Furman, 2/2/19

Ground Balls: 1, four times, last vs. Richmond, 3/12/19

Caused Turnover: 1, vs. Richmond, 3/1/19

2019 GAME-BY-GAME STATISTICS

Date	Opponent	Score	GP-GS	G	A	Pts	Sh	UP	GB	T/O	CT	Pen-Min
2/2/19	at Furman	17-9	1-0	3	0	3	8	1	0	0	0	1-0.5
2/6/19	HIGH POINT	9-13	1-0	0	0	0	1	0	1	0	0	0-0.0
2/9/19	at Jacksonville	15-8	1-0	0	0	0	0	0	1	3	0	1-1.0
2/16/19	DENVER	10-9	1-0	1	0	1	3	0	0	1	0	0-0.0
2/23/19	PENN	17-7	1-0	0	0	0	0	0	0	1	0	0-0.0
3/1/19	at Richmond	11-7	1-0	1	0	1	4	0	1	1	1	1-1.0
3/7/19	LOYOLA	12-7	1-0	0	0	0	3	0	0	0	0	0-0.0
3/12/19	UTAH	17-11	1-0	1	0	1	2	1	1	0	0	0-0.0
Totals		108-71	8-0	6	0	6	21	2	4	6	1	3-2.5



JP BASILE 16

Sophomore • Attack
6-4 • 205 • Garden City, N.Y. (Garden City)

CAREER STATISTICS

OFFENSE	GP-GS	G	A	Pts	Sh	UP	GB	TO	CT	Pen-Min
2019	4-0	0	0	0	0	0	0	1	0	0-0.0

CAREER & SEASON HIGHS

2019 GAME-BY-GAME STATISTICS

Date	Opponent	Score	GP-GS	G	A	Pts	Sh	UP	GB	T/O	CT	Pen-Min
2/2/19	at Furman	17-9	1-0	0	0	0	0	0	0	0	0	0-0.0
2/9/19	at Jacksonville	15-8	1-0	0	0	0	0	0	0	0	0	0-0.0
2/23/19	PENN	17-7	1-0	0	0	0	0	0	0	1	0	0-0.0
3/12/19	UTAH	17-11	1-0	0	0	0	0	0	0	0	0	0-0.0
Totals		66-35	4-0	0	0	0	0	0	0	1	0	0-0.0



TREY BENDER 20

Sophomore • Faceoff
5-11 • 165 • Atlanta, Ga. (Episcopal School of Dallas)

CAREER STATISTICS

OFFENSE	GP-GS	G	A	Pts	Sh	GB	TO	CT	FO	Pct.	Pen-Min
2018	3-0	0	0	0	0	0	0	0	0-1	.000	0-0.0
2019	1-0	0	0	0	0	0	0	0	0-1	.000	0-0.0
TOTAL	4-0	0	0	0	0	0	0	0	0-2	.000	0-0.0

CAREER HIGHS

Faceoffs Won:

Faceoffs Attempted: 1, twice, last vs. Penn, 2/23/19

SEASON HIGHS

Faceoffs Won:

Faceoffs Attempted: 1, vs. Penn, 2/23/19

2019 GAME-BY-GAME STATISTICS

Date	Opponent	Score	GP-GS	G	A	Pts	Sh	GB	TO	CT	FO	Pen-Min
2/23/19	PENN	17-7	1-0	0	0	0	0	0	0	0	0-1	0-0.0
Totals		17-7	1-0	0	0	0	0	0	0	0	0-1	0-0.0



JOHN BOWLER

39

Junior • Midfield
6-1 • 185 • Greenwood Village, Colo. (Cherry Creek)

CAREER STATISTICS

OFFENSE	GP-GS	G	A	Pts	Sh	UP	GB	TO	CT	Pen-Min
2017	4-0	0	0	0	0	0	0	0	0	0-0.0
2018	3-0	0	0	0	0	0	0	0	0	0-0.0
2019	3-0	0	0	0	0	0	0	0	0	1-1.0
TOTAL	10-0	0	0	0	0	0	0	0	0	1-1.0

CAREER & SEASON HIGHS

2019 GAME-BY-GAME STATISTICS

Date	Opponent	Score	GP-GS	G	A	Pts	Sh	UP	GB	T/O	CT	Pen-Min
2/2/19	at Furman	17-9	1-0	0	0	0	0	0	0	0	0	0-0.0
3/7/19	LOYOLA	12-7	1-0	0	0	0	0	0	0	0	0	0-0.0
3/12/19	UTAH	17-11	1-0	0	0	0	0	0	0	0	0	1-1.0
Totals		46-27	3-0	0	0	0	0	0	0	0	0	1-1.0



CODY BRINKMAN

43

Graduate • Midfield
5-11 • 180 • Durham, N.C. (Jordan)

CAREER STATISTICS

OFFENSE	GP-GS	G	A	Pts	Sh	UP	GB	TO	CT	Pen-Min
2018	2-0	0	0	0	0	0	0	0	0	0-0.0
2019	2-0	0	0	0	0	0	0	0	0	0-0.0
TOTAL	4-0	0	0	0	0	0	0	0	0	0-0.0

CAREER & SEASON HIGHS

2019 GAME-BY-GAME STATISTICS

Date	Opponent	Score	GP-GS	G	A	Pts	Sh	UP	GB	T/O	CT	Pen-Min
3/7/19	LOYOLA	12-7	1-0	0	0	0	0	0	0	0	0	0-0.0
3/12/19	UTAH	17-11	1-0	0	0	0	0	0	0	0	0	0-0.0
Totals		29-18	2-0	0	0	0	0	0	0	0	0	0-0.0



BRADEN BURKE

35

Freshman • Defense
6-2 • 185 • Cross River, N.Y. (John Jay)

CAREER STATISTICS

OFFENSE	GP-GS	G	A	Pts	Sh	UP	GB	TO	CT	Pen-Min
2019	1-0	0	0	0	0	0	0	0	0	0-0.0

CAREER & SEASON HIGHS

2019 GAME-BY-GAME STATISTICS

Date	Opponent	Score	GP-GS	G	A	Pts	Sh	UP	GB	T/O	CT	Pen-Min
3/12/19	UTAH	17-11	1-0	0	0	0	0	0	0	0	0	0-0.0
Totals		17-11	1-0	0	0	0	0	0	0	0	0	0-0.0



OWEN CAPUTO

13

Freshman • Midfield
5-11 • 170 • Holly Springs, N.C. (Middle Creek)

CAREER STATISTICS

OFFENSE	GP-GS	G	A	Pts	Sh	UP	GB	TO	CT	Pen-Min
2019	7-0	0	0	0	4	0	1	1	0	0-0.0

CAREER & SEASON HIGHS

Ground Balls: 1 vs. North Carolina, 3/30/19

2019 GAME-BY-GAME STATISTICS

Date	Opponent	Score	GP-GS	G	A	Pts	Sh	UP	GB	T/O	CT	Pen-Min
2/2/19	at Furman	17-9	1-0	0	0	0	0	0	0	0	0	0-0.0
2/9/19	at Jacksonville	15-8	1-0	0	0	0	0	0	0	0	0	0-0.0
2/23/19	PENN	17-7	1-0	0	0	0	1	0	0	0	0	0-0.0
3/12/19	UTAH	17-11	1-0	0	0	0	2	0	0	0	0	0-0.0
3/16/19	TOWSON	12-10	1-0	0	0	0	1	0	0	0	0	0-0.0
3/30/19	at North Carolina	8-10	1-0	0	0	0	0	0	1	1	0	0-0.0
4/13/19	VIRGINIA	12-7	1-0	0	0	0	0	0	0	0	0	0-0.0
Totals		98-62	7-0	0	0	0	4	0	1	1	0	0-0.0



CJ CARPENTER

23

Senior • Attack
5-10 • 190 • Durham, N.C. (Riverside)

CAREER STATISTICS

OFFENSE	GP-GS	G	A	Pts	Sh	UP	GB	TO	CT	Pen-Min
2016	10-0	0	1	1	3	0	3	2	0	0-0.0
2017	6-0	3	1	4	3	1	2	5	0	0-0.0
2019	11-2	10	5	15	22	0	5	6	0	0-0.0
TOTAL	27-2	13	7	20	28	1	10	13	0	0-0.0

CAREER HIGHS

Goals: 3, vs. Furman, 2/2/19
 Assists: 2, vs. twice, last vs. Virginia, 4/13/19
 Points: 4, twice, last vs. Virginia, 4/13/19
 Ground Balls: 2, twice, last vs. Notre Dame, 4/6/19

SEASON HIGHS

Goals: 3, vs. Furman, 2/2/19
 Assists: 2, vs. twice, last vs. Virginia, 4/13/19
 Points: 4, twice, last vs. Virginia, 4/13/19
 Ground Balls: 2, twice, last vs. Notre Dame, 4/6/19

2019 GAME-BY-GAME STATISTICS

Date	Opponent	Score	GP-GS	G	A	Pts	Sh	UP	GB	T/O	CT	Pen-Min
2/2/19	at Furman	17-9	1-1	3	0	3	3	2	2	0	0	0-0.0
2/6/19	HIGH POINT	9-13	1-1	1	0	1	3	0	0	1	0	0-0.0
2/9/19	at Jacksonville	15-8	1-0	0	0	0	0	0	0	0	0	0-0.0
2/16/19	DENVER	10-9	1-0	0	0	0	0	0	0	0	0	0-0.0
2/23/19	PENN	17-7	1-0	0	0	0	0	0	0	1	0	0-0.0
3/7/19	LOYOLA	12-7	1-0	0	0	0	0	0	0	0	0	0-0.0
3/12/19	UTAH	17-11	1-0	0	1	1	0	0	0	1	0	0-0.0
3/24/19	at Syracuse	8-9	1-0	0	0	0	1	0	0	0	0	0-0.0
4/6/19	NOTRE DAME	14-8	1-0	2	2	4	4	0	2	0	0	0-0.0
4/13/19	VIRGINIA	12-7	1-0	2	2	4	4	0	0	0	0	0-0.0
4/20/19	vs Marquette	10-9	1-0	2	0	2	7	0	1	1	0	0-0.0
Totals		141-97	11-2	10	5	15	22	0	5	6	0	0-0.0



GRIFFIN CATLETT

33

Freshman • Midfield
6-2 • 210 • Lake Oswego, Ore. (McDonogh)


CAREER STATISTICS

OFFENSE	GP-GS	G	A	Pts	Sh	UP	GB	TO	CT	Pen-Min
2019	3-0	0	0	0	0	0	0	2	0	0-0.0

CAREER & SEASON HIGHS

2019 GAME-BY-GAME STATISTICS

Date	Opponent	Score	GP-GS	G	A	Pts	Sh	UP	GB	T/O	CT	Pen-Min
2/2/19	at Furman	17-9	1-0	0	0	0	0	0	0	1	0	0-0.0
2/23/19	PENN	17-7	1-0	0	0	0	0	0	0	0	0	0-0.0
3/12/19	UTAH	17-11	1-0	0	0	0	0	0	0	1	0	0-0.0
Totals		51-27	3-0	0	0	0	0	0	0	2	0	0-0.0



JACK FALK

3

Graduate • Midfield
6-2 • 195 • Washington D.C. (Virginia)

CAREER STATISTICS

OFFENSE	GP-GS	G	A	Pts	Sh	UP	GB	TO	CT	Pen-Min
2015	15-0	0	0	0	5	0	12	2	3	3-2.5
2016	15-0	0	0	0	2	0	9	5	1	4-4.0
2017	2-0	0	0	0	0	0	1	0	0	1-0.5
2019	14-0	0	0	0	1	0	5	4	4	2-1.0
Total	46-0	0	0	0	8	0	27	10	8	10-8.0

CAREER HIGHS

Ground Balls: 2, four times, last vs. vs. Brown, 4/30/16
 Caused Turnovers: 2, three times, last vs. Notre Dame, 4/6/19

SEASON HIGHS

Ground Balls: 1, five times, last vs. Notre Dame, 4/6/19
 Caused Turnovers: 2, twice, last vs. Notre Dame, 4/6/19

2019 GAME-BY-GAME STATISTICS

Date	Opponent	Score	GP-GS	G	A	Pts	Sh	UP	GB	T/O	CT	Pen-Min
2/2/19	at Furman	17-9	1-0	0	0	0	0	0	0	2	0	0-0.0
2/6/19	HIGH POINT	9-13	1-0	0	0	0	0	0	1	1	0	0-0.0
2/9/19	at Jacksonville	15-8	1-0	0	0	0	0	0	1	0	0	0-0.0
2/16/19	DENVER	10-9	1-0	0	0	0	0	0	1	0	0	0-0.0
2/23/19	PENN	17-7	1-0	0	0	0	1	0	0	0	0	0-0.0
3/1/19	at Richmond	11-7	1-0	0	0	0	0	0	0	0	0	0-0.0
3/7/19	LOYOLA	12-7	1-0	0	0	0	0	0	0	0	0	0-0.0
3/12/19	UTAH	17-11	1-0	0	0	0	0	0	0	0	0	0-0.0
3/16/19	TOWSON	12-10	1-0	0	0	0	0	0	0	0	2	1-0.5
3/24/19	at Syracuse	8-9	1-0	0	0	0	0	0	1	0	0	0-0.0
3/30/19	at North Carolina	8-10	1-0	0	0	0	0	0	0	0	0	0-0.0
4/6/19	NOTRE DAME	14-8	1-0	0	0	0	0	0	1	0	2	0-0.0
4/13/19	VIRGINIA	12-7	1-0	0	0	0	0	0	0	0	0	0-0.0
4/20/19	vs Marquette	10-9	1-0	0	0	0	0	0	0	1	0	1-0.5
Totals		172-124	14-0	0	0	0	1	0	5	4	4	2-1.0



JACK FOWLER

91

Senior • Defense
6-2 • 205 • Wantagh, N.Y. (Chaminade)



JT GILES-HARRIS

2

Senior • Defense
5-10 • 210 • Nyack, N.Y. (St. Joseph Regional)

CAREER STATISTICS

OFFENSE	GP-GS	G	A	Pts	Sh	UP	GB	TO	CT	Pen-Min
2016	5-0	0	0	0	0	0	0	0	0	0-0.0
2017	4-0	0	0	0	0	0	2	0	0	0-0.0
2018	12-0	0	0	0	0	0	3	0	0	1-0.5
2019	14-14	0	0	0	0	0	22	3	5	4-3.5
TOTAL	35-14	0	0	0	0	0	27	3	5	5-4.0

CAREER HIGHS

Ground Balls: 5, vs. Furman, 2/2/19
Caused Turnovers: 2, twice, last vs. Penn, 2/23/19

SEASON HIGHS

Ground Balls: 5, vs. Furman, 2/2/19
Caused Turnovers: 2, twice, last vs. Penn, 2/23/19

2019 GAME-BY-GAME STATISTICS

Date	Opponent	Score	GP-GS	G	A	Pts	Sh	UP	GB	T/O	CT	Pen-Min
2/2/19	at Furman	17-9	1-1	0	0	0	0	0	5	0	0	0-0.0
2/6/19	HIGH POINT	9-13	1-1	0	0	0	0	0	0	0	2	1-1.0
2/9/19	at Jacksonville	15-8	1-1	0	0	0	0	0	3	0	0	0-0.0
2/16/19	DENVER	10-9	1-1	0	0	0	0	2	1	0	0	0-0.0
2/23/19	PENN	17-7	1-1	0	0	0	0	0	0	0	2	0-0.0
3/1/19	at Richmond	11-7	1-1	0	0	0	0	0	0	0	0	0-0.0
3/7/19	LOYOLA	12-7	1-1	0	0	0	0	0	2	0	1	2-1.5
3/12/19	UTAH	17-11	1-1	0	0	0	0	0	0	0	0	0-0.0
3/16/19	TOWSON	12-10	1-1	0	0	0	0	0	4	1	0	0-0.0
3/24/19	at Syracuse	8-9	1-1	0	0	0	0	0	2	0	0	0-0.0
3/30/19	at North Carolina	8-10	1-1	0	0	0	0	0	2	0	0	0-0.0
4/6/19	NOTRE DAME	14-8	1-1	0	0	0	0	0	1	1	0	0-0.0
4/13/19	VIRGINIA	12-7	1-1	0	0	0	0	0	0	0	0	0-0.0
4/20/19	vs Marquette	10-9	1-1	0	0	0	0	0	1	0	0	1-1.0
Totals		172-124	14-14	0	0	0	0	0	22	3	5	4-3.5

CAREER STATISTICS

OFFENSE	GP-GS	G	A	Pts	Sh	UP	GB	TO	CT	Pen-Min
2017	18-18	0	0	0	0	0	28	8	9	2-1.0
2018	20-19	0	0	0	1	0	26	2	22	4-5.0
2019	14-14	0	0	0	0	0	32	6	23	10-9.0
TOTAL	52-51	0	0	0	1	0	86	16	54	16-15.0

CAREER HIGHS

Ground Balls: 5, vs. Saint Joseph's, 2/25/17
Caused Turnovers: 4 twice, last vs. Towson, 3/16/19

SEASON HIGHS

Ground Balls: 4, twice, last vs. Virginia, 4/13/19
Caused Turnovers: 4 twice, last vs. Towson, 3/16/19

2019 GAME-BY-GAME STATISTICS

Date	Opponent	Score	GP-GS	G	A	Pts	Sh	UP	GB	T/O	CT	Pen-Min
2/2/19	at Furman	17-9	1-1	0	0	0	0	0	1	0	0	0-0.0
2/6/19	HIGH POINT	9-13	1-1	0	0	0	0	0	2	1	1	1-1.0
2/9/19	at Jacksonville	15-8	1-1	0	0	0	0	0	2	1	4	1-1.0
2/16/19	DENVER	10-9	1-1	0	0	0	0	0	2	0	1	0-0.0
2/23/19	PENN	17-7	1-1	0	0	0	0	0	3	0	2	1-1.0
3/1/19	at Richmond	11-7	1-1	0	0	0	0	0	4	0	3	1-0.5
3/7/19	LOYOLA	12-7	1-1	0	0	0	0	0	3	0	0	2-2.0
3/12/19	UTAH	17-11	1-1	0	0	0	0	0	2	1	0	0-0.0
3/16/19	TOWSON	12-10	1-1	0	0	0	0	0	3	0	4	1-0.5
3/24/19	at Syracuse	8-9	1-1	0	0	0	0	0	2	0	2	1-1.0
3/30/19	at North Carolina	8-10	1-1	0	0	0	0	0	2	1	3	1-1.0
4/6/19	NOTRE DAME	14-8	1-1	0	0	0	0	0	0	0	1	1-1.0
4/13/19	VIRGINIA	12-7	1-1	0	0	0	0	0	4	1	1	0-0.0
4/20/19	vs Marquette	10-9	1-1	0	0	0	0	0	2	1	1	0-0.0
Totals		172-124	14-14	0	0	0	0	0	32	6	23	10-9.0



JORDAN GINDER

99

Freshman • Faceoff
5-10 • 190 • New York, N.Y. (Brunswick School)

CAREER STATISTICS

OFFENSE	GP-GS	G	A	Pts	Sh	GB	TO	CT	FO	Pct.	Pen-Min
2019	11-0	1	0	1	2	23	3	2	44-83	.530	0-0-0

CAREER & SEASON HIGHS

Ground Balls: 12, vs. Utah, 3/12/19
Faceoffs Won: 14, vs. Utah, 3/12/19
Faceoffs Taken: 15, vs. Denver, 2/16/19

2019 GAME-BY-GAME STATISTICS

Date	Opponent	Score	GP-GS	G	A	Pts	Sh	GB	TO	CT	FO	Pen-Min
2/6/19	HIGH POINT	9-13	1-0	0	0	0	0	0	0	0	0-2	0-0-0
2/9/19	at Jacksonville	15-8	1-0	0	0	0	0	0	1	0	1-2	0-0-0
2/16/19	DENVER	10-9	1-0	0	0	0	0	5	3	0	8-15	0-0-0
2/23/19	PENN	17-7	1-0	0	0	0	0	1	0	0	2-5	0-0-0
3/7/19	LOYOLA	12-7	1-0	0	0	0	0	1	0	0	1-5	0-0-0
3/12/19	UTAH	17-11	1-0	0	0	0	1	12	0	0	14-14	0-0-0
3/16/19	TOWSON	12-10	1-0	1	0	1	1	1	0	0	4-10	0-0-0
3/24/19	at Syracuse	8-9	1-0	0	0	0	0	0	0	1	1-3	0-0-0
3/30/19	at North Carolina	8-10	1-0	0	0	0	0	1	0	0	7-14	0-0-0
4/13/19	VIRGINIA	12-7	1-0	0	0	0	0	0	0	1	0-5	0-0-0
4/20/19	vs Marquette	10-9	1-0	0	0	0	0	1	0	0	6-8	0-0-0
Totals		130-100	11-0	1	0	1	2	23	3	2	44-83	0-0-0



JOE HARDISON

37

Sophomore • Midfield
5-10 • 165 • Darien, Conn. (Taft School)

CAREER STATISTICS

OFFENSE	GP-GS	G	A	Pts	Sh	UP	GB	TO	CT	Pen-Min
2019	2-0	0	0	0	0	0	0	0	0	0-0-0

CAREER & SEASON HIGHS

2019 GAME-BY-GAME STATISTICS

Date	Opponent	Score	GP-GS	G	A	Pts	Sh	UP	GB	T/O	CT	Pen-Min
2/23/19	PENN	17-7	1-0	0	0	0	0	0	0	0	0	0-0-0
3/12/19	UTAH	17-11	1-0	0	0	0	0	0	0	0	0	0-0-0
Totals		34-18	2-0	0	0	0	0	0	0	0	0	0-0-0



RYAN HASTINGS

28

Junior • Midfield
5-9 • 165 • San Diego, Calif. (The Bishop's School)

CAREER STATISTICS

OFFENSE	GP-GS	G	A	Pts	Sh	UP	GB	TO	CT	Pen-Min
2017	8-0	2	1	3	3	0	3	0	0	0-0-0
2018	7-0	1	0	1	2	0	1	0	1	0-0-0
2019	5-0	1	0	1	1	0	2	0	0	0-0-0
TOTAL	20-0	4	1	5	6	0	6	0	1	0-0-0

CAREER HIGHS

Goals: 2, vs. Cleveland State, 2/12/17
Assists: 1, vs. Jacksonville, 3/13/17
Points: 2, vs. Cleveland State, 2/12/17
Ground Balls: 2, vs. Boston U., 5/7/17
Caused Turnovers: 1, vs. Air Force, 2/3/18

SEASON HIGHS

Goals: 1, vs. Penn, 2/23/19
Points: 1, vs. Penn, 2/23/19
Ground Balls: 1, twice, last vs. Utah, 3/12/19

2019 GAME-BY-GAME STATISTICS

Date	Opponent	Score	GP-GS	G	A	Pts	Sh	UP	GB	T/O	CT	Pen-Min
2/2/19	at Furman	17-9	1-0	0	0	0	0	0	0	0	0	0-0-0
2/9/19	at Jacksonville	15-8	1-0	0	0	0	0	0	1	0	0	0-0-0
2/23/19	PENN	17-7	1-0	1	0	1	1	0	0	0	0	0-0-0
3/7/19	LOYOLA	12-7	1-0	0	0	0	0	0	0	0	0	0-0-0
3/12/19	UTAH	17-11	1-0	0	0	0	0	0	1	0	0	0-0-0
Totals		78-42	5-0	1	0	1	1	0	2	0	0	0-0-0



GARRETT LEADMON 50

Freshman • Midfield
6-4 • 215 • Annapolis, Md. (DeMatha)



BLAKE LEISCHOW 55

Junior • Midfield
5-9 • 185 • Orono, Minn. (Orono)

CAREER STATISTICS

OFFENSE	GP-GS	G	A	Pts	Sh	UP	GB	TO	CT	Pen-Min
2019	14-8	12	7	19	39	2	6	9	0	1-0.5

CAREER & SEASON HIGHS

Goals: 4, vs. Utah, 3/12/19
Assists: 2, twice, last vs. Virginia, 4/13/19
Points: 4, vs. Utah, 3/12/19
Ground Balls: 3, vs. Loyola, 3/7/19

2019 GAME-BY-GAME STATISTICS

Date	Opponent	Score	GP-GS	G	A	Pts	Sh	UP	GB	T/O	CT	Pen-Min
2/2/19	at Furman	17-9	1-0	0	0	0	5	0	0	2	0	0-0.0
2/6/19	HIGH POINT	9-13	1-0	0	0	0	1	0	0	0	0	0-0.0
2/9/19	at Jacksonville	15-8	1-0	0	1	1	0	0	1	1	0	0-0.0
2/16/19	DENVER	10-9	1-0	1	0	1	1	0	0	0	0	0-0.0
2/23/19	PENN	17-7	1-0	0	2	2	2	0	0	1	0	0-0.0
3/1/19	at Richmond	11-7	1-0	1	1	2	2	0	1	0	0	0-0.0
3/7/19	LOYOLA	12-7	1-1	0	1	1	0	0	3	2	0	0-0.0
3/12/19	UTAH	17-11	1-1	4	0	4	6	0	1	1	0	0-0.0
3/16/19	TOWSON	12-10	1-1	1	0	1	4	0	0	0	0	0-0.0
3/24/19	at Syracuse	8-9	1-1	2	0	2	4	1	0	1	0	0-0.0
3/30/19	at North Carolina	8-10	1-1	1	0	1	6	1	0	0	0	0-0.0
4/6/19	NOTRE DAME	14-8	1-1	2	0	2	2	0	0	0	0	1-0.5
4/13/19	VIRGINIA	12-7	1-1	0	2	2	4	0	0	1	0	0-0.0
4/20/19	vs Marquette	10-9	1-1	0	0	0	2	0	0	0	0	0-0.0
Totals		172-124	14-8	12	7	19	39	2	6	9	0	1-0.5

CAREER STATISTICS

OFFENSE	GP-GS	G	A	Pts	Sh	UP	GB	TO	CT	Pen-Min
2017	7-0	0	0	0	0	0	2	0	0	1-1.0
2018	15-0	0	0	0	0	0	5	1	2	6-5.0
2019	14-0	0	0	0	0	0	7	2	5	4-3.5
TOTAL	36-0	0	0	0	0	0	14	3	7	11-9.5

CAREER HIGHS

Ground Balls: 3, vs. High Point, 2/6/19
Caused Turnovers: 2, vs. Denver, 2/16/19

SEASON HIGHS

Ground Balls: 3, vs. High Point, 2/6/19
Caused Turnovers: 2, vs. Denver, 2/16/19

2019 GAME-BY-GAME STATISTICS

Date	Opponent	Score	GP-GS	G	A	Pts	Sh	UP	GB	T/O	CT	Pen-Min
2/2/19	at Furman	17-9	1-0	0	0	0	0	0	1	0	1	0-0.0
2/6/19	HIGH POINT	9-13	1-0	0	0	0	0	0	3	0	0	0-0.0
2/9/19	at Jacksonville	15-8	1-0	0	0	0	0	0	0	0	0	0-0.0
2/16/19	DENVER	10-9	1-0	0	0	0	0	0	0	0	2	0-0.0
2/23/19	PENN	17-7	1-0	0	0	0	0	0	1	2	0	0-0.0
3/1/19	at Richmond	11-7	1-0	0	0	0	0	0	1	0	1	0-0.0
3/7/19	LOYOLA	12-7	1-0	0	0	0	0	0	0	0	0	0-0.0
3/12/19	UTAH	17-11	1-0	0	0	0	0	0	1	0	1	1-1.0
3/16/19	TOWSON	12-10	1-0	0	0	0	0	0	0	0	0	0-0.0
3/24/19	at Syracuse	8-9	1-0	0	0	0	0	0	0	0	0	0-0.0
3/30/19	at North Carolina	8-10	1-0	0	0	0	0	0	0	0	0	1-1.0
4/6/19	NOTRE DAME	14-8	1-0	0	0	0	0	0	0	0	0	1-0.5
4/13/19	VIRGINIA	12-7	1-0	0	0	0	0	0	0	0	0	1-1.0
4/20/19	vs Marquette	10-9	1-0	0	0	0	0	0	0	0	0	0-0.0
Totals		172-124	14-0	0	0	0	0	0	7	2	5	4-3.5



TERRY LINDSAY

11

Junior • Midfield
6-1 • 200 • Bethesda, Md. (Georgetown Prep)



SEAN LOWRIE

9

Senior • Attack
6-3 • 210 • Foxboro, Mass. (Roxbury Latin School)

CAREER STATISTICS

OFFENSE	GP-GS	G	A	Pts	Sh	UP	GB	T/O	CT	Pen-Min
2017	18-0	2	0	2	4	0	22	1	7	1-0.5
2018	20-0	0	0	0	1	0	31	3	7	6-3.5
2019	14-0	0	0	0	1	0	20	2	8	3-2.5
TOTAL	52-0	2	0	2	6	0	73	6	22	10-6.5

CAREER HIGHS

Goals: 1, twice, last vs. Georgetown, 3/18/17
Points: 1, twice, last vs. Georgetown, 3/18/17
Ground Balls: 5, vs. Boston U., 5/7/17
Caused Turnovers: 2, four times, last vs. Marquette, 4/20/19

SEASON HIGHS

Ground Balls: 3, vs. Penn, 2/23/19
Caused Turnovers: 2, twice, last vs. Marquette, 4/20/19

2019 GAME-BY-GAME STATISTICS

Date	Opponent	Score	GP-GS	G	A	Pts	Sh	UP	GB	T/O	CT	Pen-Min
2/2/19	at Furman	17-9	1-0	0	0	0	0	0	1	0	0	1-1.0
2/6/19	HIGH POINT	9-13	1-0	0	0	0	0	0	1	0	0	0-0.0
2/9/19	at Jacksonville	15-8	1-0	0	0	0	0	0	0	0	0	1-1.0
2/16/19	DENVER	10-9	1-0	0	0	0	0	0	2	1	0	0-0.0
2/23/19	PENN	17-7	1-0	0	0	0	0	0	3	0	1	0-0.0
3/1/19	at Richmond	11-7	1-0	0	0	0	0	0	2	0	0	0-0.0
3/7/19	LOYOLA	12-7	1-0	0	0	0	0	0	1	0	1	0-0.0
3/12/19	UTAH	17-11	1-0	0	0	0	0	0	0	0	1	0-0.0
3/16/19	TOWSON	12-10	1-0	0	0	0	0	0	2	0	0	0-0.0
3/24/19	at Syracuse	8-9	1-0	0	0	0	0	0	2	0	0	1-0.5
3/30/19	at North Carolina	8-10	1-0	0	0	0	1	0	2	0	1	0-0.0
4/6/19	NOTRE DAME	14-8	1-0	0	0	0	0	0	1	0	0	0-0.0
4/13/19	VIRGINIA	12-7	1-0	0	0	0	0	0	1	1	2	0-0.0
4/20/19	vs Marquette	10-9	1-0	0	0	0	0	0	2	0	2	0-0.0
Totals		172-124	14-0	0	0	0	1	0	20	2	8	3-2.5

CAREER STATISTICS

OFFENSE	GP-GS	G	A	Pts	Sh	UP	GB	T/O	CT	Pen-Min
2017	18-2	12	11	23	43	0	7	8	0	0-0.0
2018	20-9	19	6	25	48	4	5	9	0	0-0.0
2019	14-5	8	3	11	27	2	8	14	0	1-1.0
TOTAL	52-16	39	20	59	118	6	20	31	0	1-1.0

CAREER HIGHS

Goals: 4, vs. Boston U., 5/6/18
Assists: 2, 4 times, last vs. Marquette, 4/20/18
Points: 4, three times, last vs. Boston U., 5/6/18
Ground Balls: 3, vs. Furman, 2/2/19

SEASON HIGHS

Goals: 3, vs. Notre Dame, 4/6/19
Assists: 1, three times, last vs. Richmond, 3/1/19
Points: 3, twice, last vs. Notre Dame, 4/6/19
Ground Balls: 3, vs. Furman, 2/2/19

2019 GAME-BY-GAME STATISTICS

Date	Opponent	Score	GP-GS	G	A	Pts	Sh	UP	GB	T/O	CT	Pen-Min
2/2/19	at Furman	17-9	1-1	0	1	1	3	0	3	5	0	1-1.0
2/6/19	HIGH POINT	9-13	1-1	0	0	0	1	0	0	1	0	0-0.0
2/9/19	at Jacksonville	15-8	1-0	0	0	0	0	0	0	2	0	0-0.0
2/16/19	DENVER	10-9	1-0	0	0	0	1	0	1	1	0	0-0.0
2/23/19	PENN	17-7	1-0	2	1	3	4	0	0	0	0	0-0.0
3/1/19	at Richmond	11-7	1-0	0	1	1	1	0	0	0	0	0-0.0
3/7/19	LOYOLA	12-7	1-0	0	0	0	3	0	0	0	0	0-0.0
3/12/19	UTAH	17-11	1-0	1	0	1	2	1	0	1	0	0-0.0
3/16/19	TOWSON	12-10	1-0	0	0	0	2	0	1	1	0	0-0.0
3/24/19	at Syracuse	8-9	1-0	0	0	0	0	0	0	1	0	0-0.0
3/30/19	at North Carolina	8-10	1-0	0	0	0	0	0	0	0	0	0-0.0
4/6/19	NOTRE DAME	14-8	1-1	3	0	3	5	0	0	0	0	0-0.0
4/13/19	VIRGINIA	12-7	1-1	2	0	2	5	1	2	1	0	0-0.0
4/20/19	vs Marquette	10-9	1-1	0	0	0	0	0	1	1	0	0-0.0
Totals		172-124	14-5	8	3	11	27	2	8	14	0	1-1.0



JOEY MANOWN

31

Junior • Attack
5-7 • 180 • Saundersville, R.I. (Deerfield Academy)

CAREER STATISTICS

OFFENSE	GP-GS	G	A	Pts	Sh	UP	GB	TO	CT	Pen-Min
2017	18-14	29	8	37	84	2	15	20	2	0-0.0
2018	20-19	15	11	26	46	2	21	8	4	1-1.0
2019	13-12	21	11	32	59	3	27	13	1	1-0.5
TOTAL	51-45	65	30	95	189	7	63	41	7	2-1.5

CAREER HIGHS

Goals: 4, three times, last vs. Loyola, 3/7/19
Assists: 2, six times, last vs. Marquette, 4/20/19
Points: 5, twice, last vs. High Point, 2/6/19
Ground Balls: 4, vs. Loyola, 3/7/19
Caused Turnovers: 1, seven times, last vs. Marquette, 4/20/19

SEASON HIGHS

Goals: 4, twice, last vs. Loyola, 3/7/19
Assists: 2, four times, last vs. Marquette, 4/20/19
Points: 5, vs. High Point, 2/6/19
Ground Balls: 4, vs. Loyola, 3/7/19
Caused Turnovers: 1, vs. Marquette, 4/20/19

2019 GAME-BY-GAME STATISTICS

Date	Opponent	Score	GP-GS	G	A	Pts	Sh	UP	GB	T/O	CT	Pen-Min
2/6/19	HIGH POINT	9-13	1-0	4	1	5	8	1	0	1	0	0-0.0
2/9/19	at Jacksonville	15-8	1-1	3	1	4	7	1	3	1	0	0-0.0
2/16/19	DENVER	10-9	1-1	1	2	3	1	0	2	3	0	0-0.0
2/23/19	PENN	17-7	1-1	2	2	4	7	0	3	0	0	0-0.0
3/1/19	at Richmond	11-7	1-1	1	0	1	2	0	0	1	0	0-0.0
3/7/19	LOYOLA	12-7	1-1	4	0	4	6	1	4	2	0	0-0.0
3/12/19	UTAH	17-11	1-1	0	0	0	6	0	3	1	0	0-0.0
3/16/19	TOWSON	12-10	1-1	2	2	4	3	0	3	0	0	0-0.0
3/24/19	at Syracuse	8-9	1-1	2	1	3	5	0	1	1	0	0-0.0
3/30/19	at North Carolina	8-10	1-1	1	0	1	4	0	3	2	0	0-0.0
4/6/19	NOTRE DAME	14-8	1-1	0	0	0	2	0	0	0	0	1-0.5
4/20/19	vs Marquette	10-9	1-1	1	2	3	4	0	3	1	1	0-0.0
Totals		155-115	13-12	21	11	32	59	3	27	13	1	1-0.5



FRANK MARINELLO 24

Freshman • Midfield
6-1 • 205 • Merrick, N.Y. (Chaminade)

CAREER STATISTICS

OFFENSE	GP-GS	G	A	Pts	Sh	UP	GB	TO	CT	Pen-Min
2019	3-0	0	0	0	0	0	0	0	0	0-0.0

CAREER & SEASON HIGHS

2019 GAME-BY-GAME STATISTICS

Date	Opponent	Score	GP-GS	G	A	Pts	Sh	UP	GB	T/O	CT	Pen-Min
2/2/19	at Furman	17-9	1-0	0	0	0	0	0	0	0	0	0-0.0
2/9/19	at Jacksonville	15-8	1-0	0	0	0	0	0	0	0	0	0-0.0
3/12/19	UTAH	17-11	1-0	0	0	0	0	0	0	0	0	0-0.0
Totals		49-28	3-0	0	0	0	0	0	0	0	0	0-0.0



DAVID McCANN 45

Senior • Goaltender
6-0 • 180 • Palos Verdes, Calif. (Palos Verdes Estates)

CAREER STATISTICS

YEAR	GP-GS	Min	GA	GAA	Svs	Sv%	W	L	T	GB	TO	CT
2016	3-0	9:55	1	6.05	2	0.667	0	0	0	0	0	0
2017	4-0	18:11	2	6.60	4	0.667	0	0	0	0	0	0
2018	3-0	19:58	2	6.01	3	0.600	0	0	0	0	0	0
2019	7-0	70:16	7	5.98	12	0.632	1	0	0	2	0	1
TOTAL	17-0	118:20	12	6.08	21	0.636	1	0	0	2	0	1

CAREER & SEASON HIGHS

Saves: 8, vs. Richmond, 3/1/19
Goals Allowed: 4, vs. Richmond, 3/1/19
Minutes Played: 57:42, vs. Richmond, 3/1/19
Ground Balls: 2, vs. Richmond, 3/1/19
Caused Turnover: 1, vs. Richmond, 3/1/19

2019 GAME-BY-GAME STATISTICS

Date	Opponent	Score	GP-GS	Min	GA	Svs	W	L	T	Faced	GB	TO	CT
2/2/19	at Furman	17-9	1-0	3:01	0	2	0	0	0	4	0	0	0
2/9/19	at Jacksonville	15-8	1-0	1:10	0	0	0	0	0	0	0	0	0
2/23/19	PENN	17-7	1-0	3:27	1	2	0	0	0	3	0	0	0
3/1/19	at Richmond	11-7	1-0	57:42	4	8	1	0	0	27	2	1	0
3/12/19	UTAH	17-11	1-0	4:26	2	0	1	0	0	3	0	0	0
4/6/19	NOTRE DAME	14-8	1-0	0:09	0	0	1	0	0	0	0	0	0
4/13/19	VIRGINIA	12-7	1-0	0:21	0	0	1	0	0	0	0	0	0
Totals		7-0	70:16	7	12	1	0	0	0	37	0	0	0



NAKEIE MONTGOMERY 15

Sophomore • Midfield
5-11 • 200 • Dallas, Texas (Episcopal School of Dallas)



CAMERON MULÉ 21

Sophomore • Midfield
5-8 • 175 • Dix Hills, N.Y. (Half Hollow Hills West)

CAREER STATISTICS

OFFENSE	GP-GS	G	A	Pts	Sh	UP	GB	TO	CT	Pen-Min
2018	19-5	14	2	16	47	0	5	3	0	0-0.0
2019	12-8	16	10	26	62	0	8	10	0	0-0.0
TOTAL	31-13	30	12	42	109	0	13	13	0	0-0.0

CAREER HIGHS

Goals: 4, vs. Loyola, 3/7/19
Assists: 4, vs. Notre Dame, 4/6/19
Points: 5, vs. Notre Dame, 4/6/19
Ground Balls: 2, vs. Virginia, 4/13/19

SEASON HIGHS

Goals: 4, vs. Loyola, 3/7/19
Assists: 4, vs. Notre Dame, 4/6/19
Points: 5, vs. Notre Dame, 4/6/19
Ground Balls: 2, vs. Virginia, 4/13/19

2019 GAME-BY-GAME STATISTICS

Date	Opponent	Score	GP-GS	G	A	Pts	Sh	UP	GB	T/O	CT	Pen-Min
2/2/19	at Furman	17-9	1-0	0	1	1	4	0	0	1	0	0-0.0
2/6/19	HIGH POINT	9-13	1-0	1	0	1	8	0	1	1	0	0-0.0
2/9/19	at Jacksonville	15-8	1-0	1	0	1	4	0	1	1	0	0-0.0
3/1/19	at Richmond	11-7	1-0	2	0	2	8	0	0	1	0	0-0.0
3/7/19	LOYOLA	12-7	1-1	4	0	4	7	0	1	0	0	0-0.0
3/12/19	UTAH	17-11	1-1	1	0	1	4	0	1	1	0	0-0.0
3/16/19	TOWSON	12-10	1-1	0	2	2	4	0	0	0	0	0-0.0
3/24/19	at Syracuse	8-9	1-1	0	0	0	4	0	0	0	0	0-0.0
3/30/19	at North Carolina	8-10	1-1	3	0	3	9	0	1	0	0	0-0.0
4/6/19	NOTRE DAME	14-8	1-1	1	4	5	2	0	0	2	0	0-0.0
4/13/19	VIRGINIA	12-7	1-1	2	1	3	5	0	2	0	0	0-0.0
4/20/19	vs Marquette	10-9	1-1	1	2	3	3	0	1	3	0	0-0.0
Totals		145-108	12-8	16	10	26	62	0	8	10	0	0-0.0

CAREER STATISTICS

OFFENSE	GP-GS	G	A	Pts	Sh	UP	GB	TO	CT	Pen-Min
2018	6-0	2	0	2	4	0	1	1	0	0-0.0
2019	4-0	1	0	1	3	0	0	0	0	0-0.0
TOTAL	10-0	3	0	3	7	0	1	1	0	0-0.0

CAREER HIGHS


Goals: 1, three times, last vs. Utah, 3/12/19
Points: 1, three times, last vs. Utah, 3/12/19
Ground Balls: 1, vs. Air Force, 2/3/18

SEASON HIGHS

Goals: 1, vs. Utah, 3/12/19
Points: 1, vs. Utah, 3/12/19

2019 GAME-BY-GAME STATISTICS

Date	Opponent	Score	GP-GS	G	A	Pts	Sh	UP	GB	T/O	CT	Pen-Min
2/2/19	at Furman	17-9	1-0	0	0	0	0	0	0	0	0	0-0.0
2/9/19	at Jacksonville	15-8	1-0	0	0	0	1	0	0	0	0	0-0.0
2/23/19	PENN	17-7	1-0	0	0	0	1	0	0	0	0	0-0.0
3/12/19	UTAH	17-11	1-0	1	0	1	1	0	0	0	0	0-0.0
Totals		76-44	4-0	1	0	1	3	0	0	0	0	0-0.0



JOHN PRENDERGAST 6

Senior • Midfield
6-2 • 195 • Niskayuna, N.Y. (Niskayuna)



KEVIN QUIGLEY 12

Junior • Midfield
5-11 • 185 • Basking Ridge, N.J. (Basking Ridge)

CAREER STATISTICS

OFFENSE	GP-GS	G	A	Pts	Sh	UP	GB	T/O	CT	Pen-Min
2016	19-0	2	1	3	7	0	18	11	1	6-4.5
2017	18-9	10	2	12	42	0	5	12	0	1-1.0
2018	20-0	3	0	3	8	0	23	6	9	13-8.5
2019	13-0	3	2	5	4	0	13	4	5	3-2.5
TOTAL	70-9	18	5	23	61	0	59	33	15	23-16.5

CAREER HIGHS

Goals: 2, twice, last vs. Notre Dame, 4/8/17
 Assists: 1, five times, last vs. Towson, 3/16/19
 Points: 2, five times, last vs. Towson, 3/16/19
 Ground Balls: 5, vs. Jacksonville, 2/10/18
 Caused Turnovers: 2, vs. Cleveland State, 3/18/18

SEASON HIGHS

Goals: 1, three times, last vs. Marquette, 4/20/19
 Assists: 1, twice, last vs. Towson, 3/16/19
 Points: 2, vs. Towson, 3/16/19
 Ground Balls: 2, three times, last vs. Virginia, 4/13/19
 Caused Turnovers: 1, five times, last vs. Virginia, 4/13/19

2019 GAME-BY-GAME STATISTICS

Date	Opponent	Score	GP-GS	G	A	Pts	Sh	UP	GB	T/O	CT	Pen-Min
2/2/19	at Furman	17-9	1-0	0	0	0	1	0	1	0	0	0-0.0
2/6/19	HIGH POINT	9-13	1-0	0	1	1	0	0	1	0	1	0-0.0
2/9/19	at Jacksonville	15-8	1-0	1	0	1	1	0	0	1	0	0-0.0
2/16/19	DENVER	10-9	1-0	0	0	0	0	0	1	0	1	0-0.0
2/23/19	PENN	17-7	1-0	0	0	0	0	0	1	1	0	0-0.0
3/7/19	LOYOLA	12-7	1-0	0	0	0	0	0	1	0	1	0-0.0
3/12/19	UTAH	17-11	1-0	0	0	0	0	0	1	0	0	1-0.5
3/16/19	TOWSON	12-10	1-0	1	1	2	1	0	2	0	1	0-0.0
3/24/19	at Syracuse	8-9	1-0	0	0	0	0	0	0	0	0	0-0.0
3/30/19	at North Carolina	8-10	1-0	0	0	0	0	0	1	0	0	0-0.0
4/6/19	NOTRE DAME	14-8	1-0	0	0	0	0	0	2	0	0	1-1.0
4/13/19	VIRGINIA	12-7	1-0	0	0	0	0	0	2	1	1	0-0.0
4/20/19	vs Marquette	10-9	1-0	1	0	1	1	0	0	1	0	1-1.0
Totals		161-117	13-0	3	2	5	4	0	13	4	5	3-2.5

CAREER STATISTICS

OFFENSE	GP-GS	G	A	Pts	Sh	UP	GB	T/O	CT	Pen-Min
2017	18-17	19	1	20	78	0	7	10	1	1-1.0
2018	20-3	12	2	14	38	0	5	8	0	3-2.0
2019	14-6	9	4	13	44	0	8	9	2	2-1.0
TOTAL	52-26	40	7	47	160	0	20	27	3	6-4.0

CAREER HIGHS

Goals: 3, twice, last vs. Jacksonville, 2/10/18
 Assists: 1, seven times, last vs. Marquette, 4/20/19
 Points: 3, three times, last vs. Furman, 2/2/19
 Ground Balls: 2, twice, last vs. Denver, 2/16/19
 Caused Turnovers: 1, three times, last vs. Syracuse, 3/24/19

SEASON HIGHS

Goals: 2, twice, last vs. Utah, 3/12/19
 Assists: 1, four times, last vs. Marquette, 4/20/19
 Points: 3, vs. Furman, 2/2/19
 Ground Balls: 2, vs. Denver, 2/16/19
 Caused Turnovers: 1, twice, last vs. Syracuse, 3/24/19

2019 GAME-BY-GAME STATISTICS


Date	Opponent	Score	GP-GS	G	A	Pts	Sh	UP	GB	T/O	CT	Pen-Min
2/2/19	at Furman	17-9	1-1	2	1	3	5	0	0	1	0	0-0.0
2/6/19	HIGH POINT	9-13	1-1	0	0	0	2	0	1	0	0	0-0.0
2/9/19	at Jacksonville	15-8	1-1	1	0	1	3	0	1	0	0	0-0.0
2/16/19	DENVER	10-9	1-1	1	0	1	1	0	2	0	0	0-0.0
2/23/19	PENN	17-7	1-1	0	1	1	3	0	0	0	0	1-0.5
3/1/19	at Richmond	11-7	1-1	0	1	1	6	0	0	1	0	0-0.0
3/7/19	LOYOLA	12-7	1-0	1	0	1	2	0	0	1	0	0-0.0
3/12/19	UTAH	17-11	1-0	2	0	2	3	0	0	0	0	0-0.0
3/16/19	TOWSON	12-10	1-0	1	0	1	5	0	1	1	1	0-0.0
3/24/19	at Syracuse	8-9	1-0	0	0	0	2	0	1	1	1	1-0.5
3/30/19	at North Carolina	8-10	1-0	1	0	1	3	0	0	0	0	0-0.0
4/6/19	NOTRE DAME	14-8	1-0	0	0	0	2	0	1	3	0	0-0.0
4/13/19	VIRGINIA	12-7	1-0	0	0	0	2	0	1	0	0	0-0.0
4/20/19	vs Marquette	10-9	1-0	0	1	1	5	0	0	0	0	0-0.0
Totals		172-124	14-6	9	4	13	44	0	8	9	2	2-1.0



JOE ROBERTSON

8

Sophomore • Attack
5-11 • 180 • Charlottesville, Va. (St. Anne's-Belfield School)



WALKER SCAGLIONE

44

Junior • Defense
6-7 • 240 • Richmond, Va. (Cosby)

CAREER STATISTICS

OFFENSE	GP-GS	G	A	Pts	Sh	UP	GB	TO	CT	Pen-Min
2018	20-19	48	12	60	111	2	20	13	3	4-2.5
2019	14-14	34	15	49	101	1	26	21	2	0-0.0
TOTAL	34-33	82	27	109	212	3	46	34	5	4-2.5

CAREER HIGHS

Goals: 5, vs. Jacksonville, 2/9/19
 Assists: 5, vs. Jacksonville, 2/10/18
 Points: 8, vs. Jacksonville, 2/10/18
 Ground Balls: 5, twice, last vs. Loyola, 3/7/19
 Caused Turnovers: 1, five times, last vs. Marquette, 4/20/19

SEASON HIGHS

Goals: 5, vs. Jacksonville, 2/9/19
 Assists: 2, twice, last vs. Notre Dame, 4/6/19
 Points: 6, twice, last vs. Penn, 2/23/19
 Ground Balls: 5, twice, last vs. Loyola, 3/7/19
 Caused Turnovers: 1, twice, last vs. Marquette, 4/20/19

2019 GAME-BY-GAME STATISTICS

Date	Opponent	Score	GP-GS	G	A	Pts	Sh	UP	GB	T/O	CT	Pen-Min
2/2/19	at Furman	17-9	1-1	4	1	5	12	0	2	1	0	0-0.0
2/6/19	HIGH POINT	9-13	1-1	0	1	1	5	0	1	2	0	0-0.0
2/9/19	at Jacksonville	15-8	1-1	5	1	6	6	0	1	0	0	0-0.0
2/16/19	DENVER	10-9	1-1	4	1	5	6	0	0	0	0	0-0.0
2/23/19	PENN	17-7	1-1	4	2	6	9	0	0	3	0	0-0.0
3/1/19	at Richmond	11-7	1-1	3	1	4	8	0	5	1	0	0-0.0
3/7/19	LOYOLA	12-7	1-1	1	1	2	8	0	5	1	0	0-0.0
3/12/19	UTAH	17-11	1-1	3	2	5	8	0	1	1	0	0-0.0
3/16/19	TOWSON	12-10	1-1	1	0	1	4	0	1	2	0	0-0.0
3/24/19	at Syracuse	8-9	1-1	2	0	2	5	0	0	1	0	0-0.0
3/30/19	at North Carolina	8-10	1-1	0	2	2	9	0	3	1	0	0-0.0
4/6/19	NOTRE DAME	14-8	1-1	3	2	5	10	0	3	2	0	0-0.0
4/13/19	VIRGINIA	12-7	1-1	3	1	4	6	1	3	2	1	0-0.0
4/20/19	vs Marquette	10-9	1-1	1	0	1	5	0	1	4	1	0-0.0
Totals		172-124	14-14	34	15	49	101	1	26	21	2	0-0.0

CAREER STATISTICS

OFFENSE	GP-GS	G	A	Pts	Sh	UP	GB	TO	CT	Pen-Min
2018	6-0	0	0	0	0	0	1	0	0	0-0.0
2019	13-0	1	0	1	1	0	3	0	0	0-0.0
TOTAL	19-0	1	0	1	1	0	4	0	0	0-0.0

CAREER HIGHS

Goals: 1, vs. Furman, 2/2/19
 Points: 1, vs. Furman, 2/2/19
 Ground Balls: 2, vs. High Point, 2/6/19

SEASON HIGHS

Goals: 1, vs. Furman, 2/2/19
 Points: 1, vs. Furman, 2/2/19
 Ground Balls: 2, vs. High Point, 2/6/19

2019 GAME-BY-GAME STATISTICS

Date	Opponent	Score	GP-GS	G	A	Pts	Sh	UP	GB	T/O	CT	Pen-Min
2/2/19	at Furman	17-9	1-0	1	0	1	1	0	0	0	0	0-0.0
2/6/19	HIGH POINT	9-13	1-0	0	0	0	0	0	2	0	0	0-0.0
2/16/19	DENVER	10-9	1-0	0	0	0	0	0	0	0	0	0-0.0
2/23/19	PENN	17-7	1-0	0	0	0	0	0	0	0	0	0-0.0
3/1/19	at Richmond	11-7	1-0	0	0	0	0	0	0	0	0	0-0.0
3/7/19	LOYOLA	12-7	1-0	0	0	0	0	0	0	0	0	0-0.0
3/12/19	UTAH	17-11	1-0	0	0	0	0	0	0	0	0	0-0.0
3/16/19	TOWSON	12-10	1-0	0	0	0	0	0	0	0	0	0-0.0
3/24/19	at Syracuse	8-9	1-0	0	0	0	0	0	0	0	0	0-0.0
3/30/19	at North Carolina	8-10	1-0	0	0	0	0	0	0	0	0	0-0.0
4/6/19	NOTRE DAME	14-8	1-0	0	0	0	0	0	1	0	0	0-0.0
4/13/19	VIRGINIA	12-7	1-0	0	0	0	0	0	0	0	0	0-0.0
4/20/19	vs Marquette	10-9	1-0	0	0	0	0	0	0	0	0	0-0.0
Totals		157-116	13-0	1	0	1	1	0	3	0	0	0-0.0



JAKE SEAU

4

Graduate • Midfield
6-2 • 205 • San Diego, Calif. (The Bishop's School)

CAREER STATISTICS

OFFENSE	GP-GS	G	A	Pts	Sh	UP	GB	TO	CT	Pen-Min
2015	13-0	3	2	5	21	0	4	6	1	1-1.0
2016	5-0	1	0	1	10	0	0	6	0	2-2.0
2017	4-0	0	0	0	0	0	2	1	0	2-1.5
2018	13-2	4	1	5	10	0	3	5	0	1-1.0
2019	14-11	14	8	22	38	0	2	16	1	1-1.0
TOTAL	49-13	22	11	33	79	0	11	34	2	7-6.5

CAREER HIGHS

Goals: 3, vs. Penn, 2/23/19
 Assists: 2, twice, last vs. Utah, 3/12/19
 Points: 4, vs. Furman, 2/2/19
 Ground Balls: 2, vs. High Point, 2/7/15
 Caused Turnovers: 1, twice, vs. Syracuse, 3/24/19

SEASON HIGHS

Goals: 3, vs. Penn, 2/23/19
 Assists: 2, twice, last vs. Utah, 3/12/19
 Points: 4, vs. Furman, 2/2/19
 Ground Balls: 1, twice, last vs. Syracuse, 3/24/19
 Caused Turnovers: 1, vs. Syracuse, 3/24/19

2019 GAME-BY-GAME STATISTICS

Date	Opponent	Score	GP-GS	G	A	Pts	Sh	UP	GB	T/O	CT	Pen-Min
2/2/19	at Furman	17-9	1-1	2	2	4	5	0	0	0	0	0-0.0
2/6/19	HIGH POINT	9-13	1-1	2	1	3	5	0	0	0	0	0-0.0
2/9/19	at Jacksonville	15-8	1-1	1	0	1	1	0	0	2	0	0-0.0
2/16/19	DENVER	10-9	1-1	1	0	1	2	0	0	0	0	0-0.0
2/23/19	PENN	17-7	1-1	3	0	3	6	0	0	1	0	1-1.0
3/1/19	at Richmond	11-7	1-1	0	1	1	2	0	0	1	0	0-0.0
3/7/19	LOYOLA	12-7	1-1	0	1	1	3	0	0	2	0	0-0.0
3/12/19	UTAH	17-11	1-1	1	2	3	2	0	1	0	0	0-0.0
3/16/19	TOWSON	12-10	1-1	1	0	1	2	0	0	2	0	0-0.0
3/24/19	at Syracuse	8-9	1-1	0	1	1	1	0	1	4	1	0-0.0
3/30/19	at North Carolina	8-10	1-1	1	0	1	3	0	0	2	0	0-0.0
4/6/19	NOTRE DAME	14-8	1-0	0	0	0	1	0	0	1	0	0-0.0
4/13/19	VIRGINIA	12-7	1-0	0	0	0	2	0	0	1	0	0-0.0
4/20/19	vs Marquette	10-9	1-0	2	0	2	3	0	0	0	0	0-0.0
Totals		172-124	14-11	14	8	22	38	0	2	16	1	1-1.0



KOHL SHAFFER

18

Sophomore • LSM
6-0 • 195 • Summit, N.J. (Delbarton School)

CAREER STATISTICS

OFFENSE	GP-GS	G	A	Pts	Sh	UP	GB	TO	CT	Pen-Min
2018	3-0	0	0	0	0	0	1	1	1	0-0.0
2019	2-0	0	0	0	0	0	0	0	0	0-0.0
TOTAL	5-0	0	0	0	0	0	1	1	1	0-0.0

CAREER HIGHS

Ground Balls: 1, vs. Jacksonville, 2/10/18
 Caused Turnovers: 1, vs. Jacksonville, 2/10/18

2019 GAME-BY-GAME STATISTICS

Date	Opponent	Score	GP-GS	G	A	Pts	Sh	UP	GB	T/O	CT	Pen-Min
2/23/19	PENN	17-7	1-0	0	0	0	0	0	0	0	0	0-0.0
3/12/19	UTAH	17-11	1-0	0	0	0	0	0	0	0	0	0-0.0
Totals		34-18	2-0	0	0	0	0	0	0	0	0	0-0.0



REED SHAFFER

34

Senior • Attack
5-8 • 165 • Summit, N.J. (Delbarton School)

CAREER STATISTICS

OFFENSE	GP-GS	G	A	Pts	Sh	UP	GB	TO	CT	Pen-Min
2016	3-0	0	0	0	1	0	1	2	0	0-0.0
2017	2-0	0	0	0	2	0	2	3	0	0-0.0
2019	1-0	0	0	0	1	0	0	0	0	0-0.0
TOTAL	6-0	0	0	0	4	0	3	5	0	0-0.0

CAREER HIGHS

Ground Balls: 2, vs. Boston U, 5/7/17

SEASON HIGHS

2019 GAME-BY-GAME STATISTICS

Date	Opponent	Score	GP-GS	G	A	Pts	Sh	UP	GB	T/O	CT	Pen-Min
2/9/19	at Jacksonville	15-8	1-0	0	0	0	1	0	0	0	0	0-0.0
Totals		15-8	1-0	0	0	0	1	0	0	0	0	0-0.0



RAINES SHAMBURGER 17

Sophomore • LSM
6-1 • 200 • Atlanta, Ga. (Westminster)

CAREER STATISTICS

OFFENSE	GP-GS	G	A	Pts	Sh	UP	GB	TO	CT	Pen-Min
2018	3-0	0	0	0	0	0	0	0	0	0-0.0
2019	4-0	0	0	0	0	0	0	1	0	0-0.0
TOTAL	7-0	0	0	0	0	0	0	1	0	0-0.0

CAREER HIGHS

SEASON HIGHS

2019 GAME-BY-GAME STATISTICS

Date	Opponent	Score	GP-GS	G	A	Pts	Sh	UP	GB	T/O	CT	Pen-Min
2/2/19	at Furman	17-9	1-0	0	0	0	0	0	0	0	0	0-0.0
2/6/19	HIGH POINT	9-13	1-0	0	0	0	0	0	0	1	0	0-0.0
2/23/19	PENN	17-7	1-0	0	0	0	0	0	0	0	0	0-0.0
3/12/19	UTAH	17-11	1-0	0	0	0	0	0	0	0	0	0-0.0
Totals		60-40	4-0	0	0	0	0	0	0	1	0	0-0.0



BRAD SMITH 27

Senior • Midfield
6-3 • 210 • Mountain Lakes, N.J. (Mountain Lakes)

CAREER STATISTICS

OFFENSE	GP-GS	G	A	Pts	Sh	UP	GB	TO	CT	Pen-Min
2016	19-0	9	5	14	34	0	7	14	3	0-0.0
2017	18-18	20	19	39	58	6	16	20	1	0-0.0
2018	20-19	29	36	65	99	2	27	16	6	4-3.0
2019	13-12	22	21	43	66	1	25	18	4	2-1.0
TOTAL	70-49	80	81	161	257	9	75	68	14	6-4.0

CAREER HIGHS

Goals: 4, three times, last vs. North Carolina, 3/30/18

Assists: 4, vs. Villanova, 5/12/18

Points: 6, three times, last vs. Penn, 2/23/19

Ground Balls: 6, vs. Maryland, 5/26/18

Caused Turnovers: 2, twice, last vs. Villanova, 5/12/18

SEASON HIGHS

Goals: 3, four times, last vs. Notre Dame, 4/6/19

Assists: 3, three times, last vs. Utah, 3/12/19

Points: 6, vs. Penn, 2/23/19

Ground Balls: 4, twice, last vs. Towson, 3/16/19

Caused Turnovers: 1, four times, last vs. Syracuse, 3/24/19

2019 GAME-BY-GAME STATISTICS

Date	Opponent	Score	GP-GS	G	A	Pts	Sh	UP	GB	T/O	CT	Pen-Min
2/6/19	HIGH POINT	9-13	1-0	0	0	0	1	0	1	1	0	0-0.0
2/9/19	at Jacksonville	15-8	1-1	0	2	2	3	0	0	2	1	0-0.0
2/16/19	DENVER	10-9	1-1	1	2	3	4	0	2	3	0	1-0.5
2/23/19	PENN	17-7	1-1	3	3	6	5	0	4	0	0	0-0.0
3/1/19	at Richmond	11-7	1-1	3	0	3	7	0	0	2	0	0-0.0
3/7/19	LOYOLA	12-7	1-1	2	3	5	5	0	3	2	1	0-0.0
3/12/19	UTAH	17-11	1-1	2	3	5	6	0	2	2	0	0-0.0
3/16/19	TOWSON	12-10	1-1	3	1	4	6	0	4	1	1	1-0.5
3/24/19	at Syracuse	8-9	1-1	1	1	2	8	0	2	1	1	0-0.0
3/30/19	at North Carolina	8-10	1-1	0	2	2	5	0	1	2	0	0-0.0
4/6/19	NOTRE DAME	14-8	1-1	3	2	5	5	0	3	0	0	0-0.0
4/13/19	VIRGINIA	12-7	1-1	2	1	3	5	1	1	1	0	0-0.0
4/20/19	vs Marquette	10-9	1-1	2	1	3	6	0	2	1	0	0-0.0
Totals		155-115	13-12	22	21	43	66	1	25	18	4	2-1.0



GARRETT SMITH 30

Freshman • Goaltender
6-0 • 200 • Mountain Lakes, N.J. (Mountain Lakes)

CAREER STATISTICS

YEAR	GP-GS	Min	GA	GAA	Svs	Sv%	W	L	T	GB	TO	CT
2019	2-0	4:16	2	28.12	1	0.333	0	0	0	0	0	0

CAREER & SEASON HIGHS

Goals Allowed: 1, twice, last vs. Utah, 3/12/19

Saves: 1, vs. Utah, 3/12/19

Minutes Played: 2:38 vs. Utah, 3/12/19

2019 GAME-BY-GAME STATISTICS


Date	Opponent	Score	GP-GS	Min	GA	Svs	W	L	T	Faced	GB	TO	CT
2/23/19	PENN	17-7	1-0	1:38	1	0	0	0	0	1	0	0	0
3/12/19	UTAH	17-11	1-0	2:38	1	1	0	0	0	4	0	0	0
Totals			2-0	4:16	2	1	0	0	0	5	0	0	0



BRIAN SMYTH

26

Junior • Faceoff
5-10 • 225 • West Hartford, Conn. (Westminster School)



JOE STEIN

65

Sophomore • Faceoff
6-2 • 170 • Potomac, Md. (Bullis School)

CAREER STATISTICS

OFFENSE	GP-GS	G	A	Pts	Sh	GB	TO	CT	FO	Pct.	Pen-Min
2017	9-0	1	0	1	3	8	2	1	17-33	.515	0-0-0
2018	17-0	6	5	11	9	82	10	3	156-303	.515	0-0-0
2019	14-0	2	2	4	6	84	7	4	132-240	.550	0-0-0
TOTAL	40-0	9	7	16	18	174	19	8	305-576	.530	0-0-0

CAREER HIGHS

Goals: 2, twice, last vs. Jacksonville, 2/9/19
 Assists: 1, seven times, last vs. Virginia, 4/20/19
 Points: 2, three times last vs. Jacksonville, 2/9/19
 Faceoffs Won: 23, vs. Villanova, 5/12/18
 Faceoffs Attempted: 28, vs. Villanova, 5/12/18
 Ground Balls: 16, vs. Villanova, 5/12/18
 Caused Turnovers: 1, eight times, last vs. Virginia, 4/13/19

SEASON HIGHS

Goals: 2, vs. Jacksonville, 2/9/19
 Assists: 1, twice, last vs. Virginia, 4/13/19
 Points: 2, vs. Jacksonville, 2/9/19
 Faceoffs Won: 19, vs. Furman, 2/2/19
 Faceoffs Attempted: 27, vs. Furman, 2/2/19
 Ground Balls: 14, twice, last vs. Jacksonville, 2/9/19
 Caused Turnovers: 1, four times, last vs. Virginia, 4/13/19

2019 GAME-BY-GAME STATISTICS

Date	Opponent	Score	GP-GS	G	A	Pts	Sh	GB	TO	CT	FO	Pen-Min
2/2/19	at Furman	17-9	1-0	0	0	0	1	14	2	0	19-27	0-0-0
2/6/19	HIGH POINT	9-13	1-0	0	0	0	0	6	0	0	13-25	0-0-0
2/9/19	at Jacksonville	15-8	1-0	2	0	2	3	14	1	0	17-23	0-0-0
2/16/19	DENVER	10-9	1-0	0	0	0	0	0	0	0	3-8	0-0-0
2/23/19	PENN	17-7	1-0	0	0	0	0	7	1	1	13-19	0-0-0
3/1/19	at Richmond	11-7	1-0	0	0	0	0	8	0	0	14-21	0-0-0
3/7/19	LOYOLA	12-7	1-0	0	0	0	1	5	0	0	8-17	0-0-0
3/12/19	UTAH	17-11	1-0	0	1	1	0	11	0	0	13-15	0-0-0
3/16/19	TOWSON	12-10	1-0	0	0	0	0	0	0	1	0-6	0-0-0
3/24/19	at Syracuse	8-9	1-0	0	0	0	0	3	0	1	6-15	0-0-0
3/30/19	at North Carolina	8-10	1-0	0	0	0	0	1	1	0	2-8	0-0-0
4/6/19	NOTRE DAME	14-8	1-0	0	0	0	1	7	1	0	11-26	0-0-0
4/13/19	VIRGINIA	12-7	1-0	0	1	1	0	4	0	1	7-17	0-0-0
4/20/19	vs Marquette	10-9	1-0	0	0	0	0	4	1	0	6-13	0-0-0
Totals		172-124	14-0	2	2	4	6	84	7	4	132-240	0-0-0

CAREER STATISTICS

OFFENSE	GP-GS	G	A	Pts	Sh	GB	TO	CT	FO	Pct.	Pen-Min
2018	15-0	0	0	0	0	39	1	0	98-175	.560	0-0-0
2019	3-0	0	0	0	0	1	1	0	3-6	.500	0-0-0
TOTAL	18-0	0	0	0	0	40	2	0	101-181	.558	0-0-0

CAREER HIGHS

Faceoffs Won: 20 vs. Syracuse, 3/24/18
 Faceoffs Attempted: 32, vs. Syracuse, 3/24/18
 Ground Balls: 11, vs. Syracuse, 3/24/18

SEASON HIGHS

Faceoffs Won: 2, vs. Penn, 2/23/19
 Faceoffs Attempted: 2, three times, last vs. Utah, 3/12/19
 Ground Balls: 1, vs. Utah, 3/12/19

2019 GAME-BY-GAME STATISTICS

Date	Opponent	Score	GP-GS	G	A	Pts	Sh	GB	TO	CT	FO	Pen-Min
2/2/19	at Furman	17-9	1-0	0	0	0	0	0	0	0	0-2	0-0-0
2/23/19	PENN	17-7	1-0	0	0	0	0	0	0	0	2-2	0-0-0
3/12/19	UTAH	17-11	1-0	0	0	0	0	1	1	0	1-2	0-0-0
Totals		51-27	3-0	0	0	0	0	1	1	0	3-6	0-0-0



WILSON STEPHENSON 19

Freshman • LSM
6-4 • 210 • Greenwich, Conn. (Brunswick School)

CAREER STATISTICS

OFFENSE	GP-GS	G	A	Pts	Sh	UP	GB	TO	CT	Pen-Min
2019	13-0	0	0	0	0	0	14	3	8	2-2.0

CAREER & SEASON HIGHS

Ground Balls: 3, three times, last vs. Virginia, 4/13/19
Caused Turnovers: 3, vs. Notre Dame, 4/6/19

2019 GAME-BY-GAME STATISTICS

Date	Opponent	Score	GP-GS	G	A	Pts	Sh	UP	GB	T/O	CT	Pen-Min
2/2/19	at Furman	17-9	1-0	0	0	0	0	0	0	0	0	0-0.0
2/9/19	at Jacksonville	15-8	1-0	0	0	0	0	0	0	0	0	0-0.0
2/16/19	DENVER	10-9	1-0	0	0	0	0	0	3	1	0	0-0.0
2/23/19	PENN	17-7	1-0	0	0	0	0	0	3	0	0	0-0.0
3/1/19	at Richmond	11-7	1-0	0	0	0	0	0	0	0	0	0-0.0
3/7/19	LOYOLA	12-7	1-0	0	0	0	0	0	0	0	2	0-0.0
3/12/19	UTAH	17-11	1-0	0	0	0	0	0	1	0	0	0-0.0
3/16/19	TOWSON	12-10	1-0	0	0	0	0	0	1	0	1	1-1.0
3/24/19	at Syracuse	8-9	1-0	0	0	0	0	0	0	0	0	0-0.0
3/30/19	at North Carolina	8-10	1-0	0	0	0	0	0	2	0	0	0-0.0
4/6/19	NOTRE DAME	14-8	1-0	0	0	0	0	0	1	0	3	0-0.0
4/13/19	VIRGINIA	12-7	1-0	0	0	0	0	0	3	1	2	0-0.0
4/20/19	vs Marquette	10-9	1-0	0	0	0	0	0	0	1	0	1-1.0
Totals		163-111	13-0	0	0	0	0	0	14	3	8	2-2.0



TEDDY TRANSOU 41

Senior • Defense
5-7 • 180 • Tallahassee, Fla. (The Maclay School)

CAREER STATISTICS

OFFENSE	GP-GS	G	A	Pts	Sh	UP	GB	TO	CT	Pen-Min
2016	4-0	0	0	0	0	0	1	0	1	0-0.0
2017	4-0	0	0	0	0	0	2	1	0	1-0.5
2019	3-0	0	0	0	0	0	1	0	0	0-0.0
TOTAL	11-0	0	0	0	0	0	4	1	1	1-0.5

CAREER HIGHS

Ground Balls: 1, four times, last vs. Penn, 2/23/19
Caused Turnovers: 1, vs. Marquette, 4/22/16

SEASON HIGHS

Ground Balls: 1, vs. Penn, 2/23/19

2019 GAME-BY-GAME STATISTICS

Date	Opponent	Score	GP-GS	G	A	Pts	Sh	UP	GB	T/O	CT	Pen-Min
2/2/19	at Furman	17-9	1-0	0	0	0	0	0	0	0	0	0-0.0
2/23/19	PENN	17-7	1-0	0	0	0	0	0	1	0	0	0-0.0
3/12/19	UTAH	17-11	1-0	0	0	0	0	0	0	0	0	0-0.0
Totals		51-27	3-0	0	0	0	0	0	1	0	0	0-0.0



TURNER UPPGREN 29

Senior • Goaltender
5-9 • 180 • Stillwater, Minn. (Choate Rosemary Hall)

CAREER STATISTICS

YEAR	GP-GS	Min	GA	GAA	Svs	Sv%	W	L	T	GB	TO	CT
2017	7-0	95:26	7	4.40	14	0.667	1	0	0	2	2	0
2018	10-0	111:01	17	9.19	12	0.414	0	0	0	9	1	0
2019	14-14	772:15	115	8.93	123	0.517	10	3	0	33	7	9
TOTAL	31-14	978:42	139	8.52	149	0.517	11	3	0	44	10	9

CAREER HIGHS

Saves: 15 vs. North Carolina, 3/30/19
Goals Allowed: 13, vs. High Point, 2/6/19
Minutes Played: 63:19 vs. Syracuse, 3/24/19
Ground Balls: 5, twice, last vs. North Carolina, 3/30/19
Caused Turnovers: 2, twice, last vs. Penn, 2/23/19

SEASON HIGHS

Saves: 15, vs. North Carolina, 3/30/19
Goals Allowed: 13, vs. High Point, 2/6/19
Minutes Played: 63:19 vs. Syracuse, 3/24/19
Ground Balls: 5, twice, last vs. North Carolina, 3/30/19
Caused Turnovers: 2, twice, last vs. Penn, 2/23/19

2019 GAME-BY-GAME STATISTICS

Date	Opponent	Score	GP-GS	Min	GA	Svs	W	L	T	Faced	GB	TO	CT
2/2/19	at Furman	17-9	1-1	56:59	9	7	1	0	0	28	3	0	0
2/6/19	HIGH POINT	9-13	1-1	60:00	13	10	1	1	0	39	3	1	0
2/9/19	at Jacksonville	15-8	1-1	58:50	8	9	2	1	0	28	5	0	2
2/16/19	DENVER	10-9	1-1	60:00	9	9	3	1	0	34	2	1	1
2/23/19	PENN	17-7	1-1	54:55	5	6	4	1	0	28	4	0	2
3/1/19	at Richmond	11-7	1-1	2:18	3	0	4	1	0	3	0	0	0
3/7/19	LOYOLA	12-7	1-1	60:00	7	10	5	1	0	22	1	1	0
3/12/19	UTAH	17-11	1-1	52:56	8	6	6	1	0	21	3	0	0
3/16/19	TOWSON	12-10	1-1	60:00	10	7	7	1	0	36	0	0	1
3/24/19	at Syracuse	8-9	1-1	63:19	9	12	7	2	0	44	1	0	0
3/30/19	at North Carolina	8-10	1-1	60:00	10	15	7	3	0	41	5	2	1
4/6/19	NOTRE DAME	14-8	1-1	59:51	8	9	8	3	0	28	1	0	1
4/13/19	VIRGINIA	12-7	1-1	59:39	7	12	9	3	0	32	4	1	1
4/20/19	vs Marquette	10-9	1-1	63:28	9	11	10	3	0	40	1	1	0
Totals		14-14	772:15	115	123	10	3	0	0	424	33	7	9



CADE VAN RAAPHORST 7

Senior • Defense
6-1 • 215 • Phoenix, Ariz. (Desert Vista)

CAREER STATISTICS

OFFENSE	GP-GS	G	A	Pts	Sh	UP	GB	TO	CT	Pen-Min
2016	14-0	0	0	0	0	0	8	1	1	0-0.0
2017	18-18	1	2	3	7	0	40	7	19	5-4.0
2018	20-19	0	0	0	3	0	43	3	23	7-6.0
2019	14-14	1	2	3	3	0	46	7	18	6-4.5
TOTAL	66-51	2	4	6	13	0	137	18	61	18-14.5

CAREER HIGHS

Goals: 1, twice, last vs. Towson, 3/16/19
Assists: 1, four times, last vs. Towson, 3/16/19
Points: 2, vs. Towson, 3/16/19
Ground Balls: 8, vs. Marquette, 4/20/19
Caused Turnovers: 3, six times, last vs. Maryland, 5/26/18

SEASON HIGHS

Goals: 1, vs. Towson, 3/16/19
Assists: 1, twice, last vs. Towson, 3/16/19
Points: 2, vs. Towson, 3/16/19
Ground Balls: 8, vs. Marquette, 4/20/19
Caused Turnovers: 2, six times, last vs. Syracuse, 3/24/19

2019 GAME-BY-GAME STATISTICS

Date	Opponent	Score	GP-GS	G	A	Pts	Sh	UP	GB	T/O	CT	Pen-Min
2/2/19	at Furman	17-9	1-1	0	0	0	0	0	0	0	1	0-0.0
2/6/19	HIGH POINT	9-13	1-1	0	0	0	0	0	1	1	2	0-0.0
2/9/19	at Jacksonville	15-8	1-1	0	1	1	0	0	4	0	2	0-0.0
2/16/19	DENVER	10-9	1-1	0	0	0	0	0	4	2	2	1-1.0
2/23/19	PENN	17-7	1-1	0	0	0	0	0	3	1	2	0-0.0
3/1/19	at Richmond	11-7	1-1	0	0	0	0	0	3	0	2	0-0.0
3/7/19	LOYOLA	12-7	1-1	0	0	0	0	0	4	0	0	1-0.5
3/12/19	UTAH	17-11	1-1	0	0	0	0	0	2	0	1	0-0.0
3/16/19	TOWSON	12-10	1-1	1	1	2	2	0	4	0	1	1-1.0
3/24/19	at Syracuse	8-9	1-1	0	0	0	0	0	2	2	2	1-0.5
3/30/19	at North Carolina	8-10	1-1	0	0	0	0	0	1	0	0	1-1.0
4/6/19	NOTRE DAME	14-8	1-1	0	0	0	0	0	3	0	1	0-0.0
4/13/19	VIRGINIA	12-7	1-1	0	0	0	1	0	7	1	1	1-0.5
4/20/19	vs Marquette	10-9	1-1	0	0	0	0	0	8	0	1	0-0.0
Totals		172-124	14-14	1	2	3	3	0	46	7	18	6-4.5



BOBBY WADE 36

Freshman • Midfield
5-10 • 185 • Memphis, Tenn. (Memphis University School)

CAREER STATISTICS

OFFENSE	GP-GS	G	A	Pts	Sh	UP	GB	TO	CT	Pen-Min
2019	3-0	0	0	0	0	0	0	0	0	0-0.0

2019 GAME-BY-GAME STATISTICS

Date	Opponent	Score	GP-GS	G	A	Pts	Sh	UP	GB	T/O	CT	Pen-Min
2/2/19	at Furman	17-9	1-0	0	0	0	0	0	0	0	0	0-0.0
2/23/19	PENN	17-7	1-0	0	0	0	0	0	0	0	0	0-0.0
3/12/19	UTAH	17-11	1-0	0	0	0	0	0	0	0	0	0-0.0
Totals		51-27	3-0	0	0	0	0	0	0	0	0	0-0.0



REILLY WALSH 42

Junior • Midfield
6-0 • 185 • Bronxville, N.Y. (Brunswick Academy)

CAREER STATISTICS

OFFENSE	GP-GS	G	A	Pts	Sh	UP	GB	TO	CT	Pen-Min
2017	18-8	12	7	19	53	0	3	6	0	0-0.0
2018	20-0	16	3	19	35	0	8	8	0	4-3.0
2019	14-6	8	8	16	39	1	9	20	0	1-0.5
TOTAL	52-14	36	18	54	127	1	20	34	0	5-3.5

CAREER HIGHS

Goals: 3, twice, last vs. Notre Dame, 4/27/18
Assists: 3, vs. Jacksonville, 2/9/19
Points: 4, twice, last vs. Jacksonville, 2/9/19
Ground Balls: 2, four times, last vs. North Carolina, 3/30/19

SEASON HIGHS

Goals: 2, vs. Furman, 2/2/19
Assists: 3, vs. Jacksonville, 2/9/19
Points: 4, vs. Jacksonville, 2/9/19
Ground Balls: 2, twice, last vs. North Carolina, 3/30/19

2019 GAME-BY-GAME STATISTICS

Date	Opponent	Score	GP-GS	G	A	Pts	Sh	UP	GB	T/O	CT	Pen-Min
2/2/19	at Furman	17-9	1-1	2	1	3	2	0	1	0	0	0-0.0
2/6/19	HIGH POINT	9-13	1-1	1	1	2	5	0	2	3	0	1-0.5
2/9/19	at Jacksonville	15-8	1-1	1	3	4	6	0	1	3	0	0-0.0
2/16/19	DENVER	10-9	1-1	0	0	0	1	0	0	2	0	0-0.0
2/23/19	PENN	17-7	1-1	1	0	1	4	0	0	2	0	0-0.0
3/1/19	at Richmond	11-7	1-1	0	0	0	4	0	0	2	0	0-0.0
3/7/19	LOYOLA	12-7	1-0	2	2	2	2	0	0	1	0	0-0.0
3/12/19	UTAH	17-11	1-0	0	0	0	2	0	0	4	0	0-0.0
3/16/19	TOWSON	12-10	1-0	0	1	1	4	0	1	0	0	0-0.0
3/24/19	at Syracuse	8-9	1-0	1	0	1	1	0	0	0	0	0-0.0
3/30/19	at North Carolina	8-10	1-0	1	0	1	2	1	2	2	0	0-0.0
4/6/19	NOTRE DAME	14-8	1-0	0	0	0	2	0	1	1	0	0-0.0
4/13/19	VIRGINIA	12-7	1-0	1	0	1	2	0	0	0	0	0-0.0
4/20/19	vs Marquette	10-9	1-0	0	0	0	2	0	1	0	0	0-0.0
Totals		172-124	14-6	8	8	16	39	1	9	20	0	1-0.5



PETER WELCH

77

Graduate • LSM
6-3 • 205 • Bernardsville, N.J. (Delbarton)



JOSH WHITE

38

Junior • Midfield
5-10 • 185 • Weston, Mass. (Noble and Greenough)

CAREER STATISTICS

OFFENSE	GP-GS	G	A	Pts	Sh	GB	TO	CT	FO	Pct.	Pen-Min
2015	14-0	0	2	2	1	11	1	5	0-2	.000	0-0.0
2016	11-0	2	0	2	2	10	2	4	0-1	.000	1-1.0
2017	4-0	0	1	1	1	9	1	3	3-10	.300	1-0.5
2018	20-0	1	2	3	4	45	5	22	3-16	.188	3-2.5
2019	14-0	2	1	3	6	24	3	11	1-9	.111	2-1.0
TOTAL	63-0	5	6	11	14	99	12	45	7-38	.184	7-5.0

CAREER HIGHS

Goals: 1, five times, last vs. Utah, 3/12/19
 Assists: 1, six times, last vs. Towson, 3/16/19
 Points: 1, 11 times, last vs. Towson, 3/16/19
 Ground Balls: 6, twice, last vs. Boston U., 5/6/18
 Caused Turnovers: 3, twice, last vs. Marquette, 4/20/18
 Faceoffs Won: 3, twice, last vs. Boston U., 5/6/18
 Faceoffs Attempted: 10, vs. Boston U., 5/6/18

SEASON HIGHS

Goals: 1, twice, last vs. Utah, 3/12/19
 Assists: 1, vs. Towson, 3/16/19
 Points: 1, three times, last vs. Towson, 3/16/19
 Ground Balls: 3, five times, last vs. Virginia, 4/13/19
 Caused Turnovers: 2, three times, last vs. Syracuse, 3/24/19
 Faceoffs Won: 1, vs. Towson, 3/16/19
 Faceoffs Attempted: 8, vs. Towson, 3/16/19

2019 GAME-BY-GAME STATISTICS

Date	Opponent	Score	GP-GS	G	A	Pts	Sh	GB	TO	CT	FO	Pen-Min
2/2/19	at Furman	17-9	1-0	0	0	0	0	1	1	1	0-0	1-0.5
2/6/19	HIGH POINT	9-13	1-0	0	0	0	1	2	1	2	0-0	0-0.0
2/9/19	at Jacksonville	15-8	1-0	0	0	0	0	1	0	1	0-0	1-0.5
2/16/19	DENVER	10-9	1-0	0	0	0	0	2	0	1	0-0	0-0.0
2/23/19	PENN	17-7	1-0	1	0	1	1	0	0	0	0-0	0-0.0
3/1/19	at Richmond	11-7	1-0	0	0	0	0	3	1	2	0-0	0-0.0
3/7/19	LOYOLA	12-7	1-0	0	0	0	2	1	0	0	0-0	0-0.0
3/12/19	UTAH	17-11	1-0	1	0	1	1	0	0	0	0-0	0-0.0
3/16/19	TOWSON	12-10	1-0	0	1	1	0	3	0	0	1-8	0-0.0
3/24/19	at Syracuse	8-9	1-0	0	0	0	0	3	0	2	0-0	0-0.0
3/30/19	at North Carolina	8-10	1-0	0	0	0	0	1	0	1	0-0	0-0.0
4/6/19	NOTRE DAME	14-8	1-0	0	0	0	0	3	0	0	0-0	0-0.0
4/13/19	VIRGINIA	12-7	1-0	0	0	0	0	3	0	0	0-0	0-0.0
4/20/19	vs Marquette	10-9	1-0	0	0	0	1	1	0	1	0-1	0-0.0
Totals		172-124	14-0	2	1	3	6	24	3	11	1-9	2-1.0

CAREER STATISTICS

OFFENSE	GP-GS	G	A	Pts	Sh	UP	GB	TO	CT	Pen-Min
2018	1-0	0	0	0	0	0	0	0	0	0-0.0
2019	1-0	0	0	0	0	0	0	0	0	0-0.0
TOTAL	2-0	0	0	0	0	0	0	0	0	0-0.0

2019 GAME-BY-GAME STATISTICS

Date	Opponent	Score	GP-GS	G	A	Pts	Sh	UP	GB	T/O	CT	Pen-Min
3/12/19	UTAH	17-11	1-0	0	0	0	0	0	0	0	0	0-0.0
Totals		17-11	1-0	0	0	0	0	0	0	0	0	0-0.0

NUMERICAL ROSTER

NO.	NAME	POS.	HT.	WT.	CL.	HOMETOWN/LAST SCHOOL
1	Connor Alexander	D	6-1	185	Sr.	Jupiter, Fla. (Jupiter)
2	JT Giles-Harris	D	5-10	210	Jr.	Nyack, N.Y. (St. Joseph Regional (N.J.))
3	Jack Falk	M	6-2	205	Gr.	Washington D.C. (Virginia)
4	Jake Seau	M	6-2	200	Gr.	San Diego, Calif. (The Bishop's School)
5	Cameron Badour	M	6-4	205	So.	Ottawa, Canada (IMG Academy)
6	John Prendergast	M	6-2	200	Sr.	Niskayuna, N.Y. (Niskayuna)
7	Cade Van Raaphorst	D	6-1	215	Sr.	Phoenix, Ariz. (Desert Vista)
8	Joe Robertson	A	5-11	180	So.	Charlottesville, Va. (St. Anne's-Belfield School)
9	Sean Lowrie	A/M	6-3	205	Sr.	Foxboro, Mass. (Roxbury Latin School)
11	Terry Lindsay	M	6-1	200	Jr.	Bethesda, Md. (Georgetown Prep)
12	Kevin Quigley	M	5-11	200	Jr.	Basking Ridge, N.J. (Ridge)
13	Owen Caputo	M	5-11	170	Fr.	Holly Springs, N.C. (Middle Creek)
14	Jadon Kerry	M	5-8	185	Fr.	Chanhasen, Minn. (Chanhasen)
15	Nakeie Montgomery	M	5-11	200	So.	Dallas, Texas (Episcopal School of Dallas)
16	JP Basile	A	6-4	200	So.	Garden City, N.Y. (Garden City)
17	Raines Shamburger	LSM	6-1	200	So.	Atlanta, Ga. (Westminster)
18	Kohl Shaffer	M	6-0	185	So.	Summit, N.J. (Delbarton School)
19	Wilson Stephenson	LSM	6-3	185	Fr.	Greenwich, Conn. (Brunswick School)
20	Trey Bender	M	5-11	162	So.	Atlanta, Ga. (Episcopal School of Dallas)
21	Cameron Mulé	A	5-8	160	So.	Dix Hills, N.Y. (Half Hollow Hills West)
23	CJ Carpenter	A	5-10	190	Sr.	Durham, N.C. (Riverside)
24	Frank Marinello	D	6-3	195	Fr.	Merrick, N.Y. (Chaminade)
25	Matt Chmil	M	6-0	185	So.	Garden City, N.Y. (Chaminade)
26	Brian Smyth	M	5-10	220	Jr.	West Hartford, Conn. (Westminster School)
27	Brad Smith	M/A	6-3	205	Sr.	Mountain Lakes, N.J. (Mountain Lakes)
28	Ryan Hastings	M	5-9	170	Jr.	San Diego, Calif. (The Bishop's School)
29	Turner Uppgren	G	5-8	180	Sr.	Stillwater, Minn. (Choate Rosemary Hall)
30	Garrett Smith	G	6-0	200	Fr.	Mountain Lakes, N.J. (Mountain Lakes)
31	Joey Manown	A	5-7	180	Jr.	Saundersville, R.I. (Deerfield Academy)
32	Andrew Bonafede	G	5-10	180	Fr.	Bay Shore, N.Y. (Chaminade)
33	Griffin Catlett	M	6-2	210	Fr.	Owings Mills, Md. (McDonogh)
34	Reed Shaffer	M	5-8	170	Sr.	Summit, N.J. (Delbarton)
35	Braden Burke	D	5-7	160	Fr.	Cross River, N.Y. (John Jay)
36	Bobby Wade	M	5-10	185	Fr.	Memphis, Tenn. (Memphis University School)
37	Joe Hardison	M	5-10	165	So.	Darien, Conn. (Taft School)
38	Josh White	D	5-10	185	So.	Weston, Mass. (Noble and Greenough)
39	John Bowler	M	6-1	180	Jr.	Greenwood Village, Colo. (Cherry Creek)
41	Teddy Transou	M	5-7	185	Sr.	Tallahassee, Fla. (The Maclay School)
42	Reilly Walsh	M	5-11	185	Jr.	Bronxville, N.Y. (Brunswick Academy)
43	Cody Brinkman	M	5-11	180	Gr.	Durham, N.C. (Jordan High School)
44	Walker Scaglione	D	6-7	235	Jr.	Richmond, Va. (Cosby)
45	David McCann	G	6-0	180	Sr.	Palos Verdes, Calif. (Palos Verdes Estates)
50	Garrett Leadmon	M	6-2	210	Fr.	Annapolis, Md. (DeMatha)
55	Blake Leischow	M	6-0	180	Jr.	Orono, Minn. (Orono)
65	Joe Stein	M	6-2	160	So.	Potomac, Md. (Bullis School)
77	Peter Welch	LSM	6-3	205	Sr.	Bernardsville, N.J. (Delbarton)
91	Jack Fowler	LSM	6-2	210	Jr.	Wantagh, N.Y. (Chaminade)
99	Jordan Ginder	M	5-10	190	Fr.	New York, N.Y. (Brunswick School)

Head Coach: John Danowski (Rutgers '76)

Assistant Coach: Ron Caputo (Scranton '91)

Assistant Coach: Matt Danowski (Duke '07)

Assistant Coach: Ned Crotty (Duke '10)

Basile.....buh-SEAL	Giampetroni.....Jam-petroni	Manown.....MUH-noun
Bonafede.....bon-UH-feed-ee	Guterding.....gut-TER-ding	Nakeie Montgomery.....NUH-kye
Caputo.....cuh-POOT-oh	Jadon Kerry.....JAY-done	Palisi.....puh-LEE-see
Cerrone.....suh-RONE	Leadmon.....LED-min	Prendergast.....PREN-der-gast
Chmil.....KUH-mil	Leischow.....lie-show	Scaglione.....scag-lee-own
Danowski.....duh-NOW-ski	Lowrie.....I-ow-REE	Seau.....say-OW

ALPHABETICAL ROSTER

No.	Name	Pos.
1	Connor Alexander	D
5	Cameron Badour	M
16	JP Basile	A
20	Trey Bender	M
32	Andrew Bonafede	G
39	John Bowler	M
43	Cody Brinkman	M
35	Braden Burke	D
13	Owen Caputo	M
23	CJ Carpenter	A
33	Griffin Catlett	M
25	Matt Chmil	M
3	Jack Falk	M
91	Jack Fowler	LSM
2	JT Giles-Harris	D
99	Jordan Ginder	M
28	Ryan Hastings	M
14	Jadon Kerry	M
50	Garrett Leadmon	M
55	Blake Leischow	M
11	Terry Lindsay	M
9	Sean Lowrie	A/M
31	Joey Manown	A
24	Frank Marinello	D
45	David McCann	G
15	Nakeie Montgomery	M
21	Cameron Mulé	A
6	John Prendergast	M
12	Kevin Quigley	M
8	Joe Robertson	A
44	Walker Scaglione	D
4	Jake Seau	M
18	Kohl Shaffer	M
34	Reed Shaffer	M
17	Raines Shamburger	LSM
27	Brad Smith	M/A
30	Garrett Smith	G
26	Brian Smyth	M
65	Joe Stein	M
19	Wilson Stephenson	M
41	Teddy Transou	M
29	Turner Uppgren	G
7	Cade Van Raaphorst	D
36	Bobby Wade	M
42	Reilly Walsh	M
77	Peter Welch	LSM
38	Josh White	D

The Automated ScoreBook
Duke University Combined Team Statistics
All games (as of Apr 23, 2019)

RECORD:	OVERALL	HOME	AWAY	NEUTRAL
ALL GAMES	11-3	7-1	3-2	1-0
CONFERENCE	2-2	2-0	0-2	0-0
NON-CONFERENCE	9-1	5-1	3-0	1-0

Date	Opponent	Score	Att.	#	PLAYER	GP	G	A	Pts	Sh	Gw	Up	Dn	GB	Faceoff	
Feb 02	at Furman	W	17-9	312	8	Joe Robertson	14	34	15	49	101	2	1	0	26	0-0
Feb 06	HIGH POINT	L	9-13	819	27	Brad Smith	13	22	21	43	66	2	1	0	25	0-0
Feb 09	at Jacksonville	W	15-8	397	31	Joey Manown	13	21	11	32	59	2	3	0	27	0-0
02/16/19	#5 DENVER	W	10-9	1216	15	Nakeie Montgomery	12	16	10	26	62	1	0	0	8	0-0
Feb 23	PENN	W	17-7	256	4	Jake Seau	14	14	8	22	38	1	0	0	2	0-0
Mar 01	at #16 Richmond	W	11-7	1432	50	Garrett Leadmon	14	12	7	19	39	1	2	0	6	0-0
Mar 07	#2 LOYOLA	W	12-7	1249	42	Reilly Walsh	14	8	8	16	39	0	1	0	9	0-0
Mar 12	UTAH	W	17-11	652	23	CJ Carpenter	11	10	5	15	22	1	0	0	5	0-0
Mar 16	#5 TOWSON	W	12-10	1658	12	Kevin Quigley	14	9	4	13	44	0	0	0	8	0-0
* Mar 24	at #12 Syracuse	Lot	8-9	4798	9	Sean Lowrie	14	8	3	11	27	0	2	0	8	0-0
* Mar 30	at North Carolina	L	8-10	3734	5	Cameron Badour	8	6	0	6	21	0	2	0	4	0-0
* Apr 06	#9 NOTRE DAME	W	14-8	2211	6	John Prendergast	13	3	2	5	4	0	0	0	13	0-0
* Apr 13	#4 VIRGINIA	W	12-7	1386	26	Brian Smyth	14	2	2	4	6	0	0	0	84	132-240
Apr 20	vs Marquette	Wot	10-9	1277	77	Peter Welch	14	2	1	3	6	0	0	0	24	1-9
					7	Cade Van Raaphorst	14	1	2	3	3	0	0	0	46	0-0
					21	Cameron Mule	4	1	0	1	3	0	0	0	0	0-0
					99	Jordan Ginder	11	1	0	1	2	0	0	0	23	44-83
					44	Walker Scaglione	13	1	0	1	1	1	0	0	3	0-0
					28	Ryan Hastings	5	1	0	1	1	0	0	0	2	0-0
					13	Owen Caputo	7	0	0	0	4	0	0	0	1	0-0
					34	Reed Shaffer	1	0	0	0	1	0	0	0	0	0-0
					29	Turner Uppgren	14	0	0	0	1	0	0	0	33	0-0
					11	Terry Lindsay	14	0	0	0	1	0	0	0	20	0-0
					3	Jack Falk	14	0	0	0	1	0	0	0	5	0-0
					91	Jack Fowler	14	0	0	0	0	0	0	0	22	0-0
					65	Joe Stein	3	0	0	0	0	0	0	0	1	3-6
					55	Blake Leischow	14	0	0	0	0	0	0	0	7	0-0
					45	David McCann	7	0	0	0	0	0	0	0	2	0-0
					43	Cody Brinkman	2	0	0	0	0	0	0	0	0	0-0
					41	Teddy Transou	3	0	0	0	0	0	0	0	1	0-0
					39	John Bowler	3	0	0	0	0	0	0	0	0	0-0
					38	Josh White	1	0	0	0	0	0	0	0	0	0-0
					37	Joe Hardison	2	0	0	0	0	0	0	0	0	0-0
					36	Bobby Wade	3	0	0	0	0	0	0	0	0	0-0
					35	Braden Burke	1	0	0	0	0	0	0	0	0	0-0
					33	Griffin Catlett	3	0	0	0	0	0	0	0	0	0-0
					30	Garrett Smith	2	0	0	0	0	0	0	0	0	0-0
					24	Frank Marinello	3	0	0	0	0	0	0	0	0	0-0
					20	Trey Bender	1	0	0	0	0	0	0	0	0	0-1
					19	Wilson Stephenson	13	0	0	0	0	0	0	0	14	0-0
					18	Kohl Shaffer	2	0	0	0	0	0	0	0	0	0-0
					17	Raines Shamburger	4	0	0	0	0	0	0	0	0	0-0
					16	JP Basile	4	0	0	0	0	0	0	0	0	0-0
					2	JT Giles-Harris	14	0	0	0	0	0	0	0	32	0-0
					1	Connor Alexander	2	0	0	0	0	0	0	0	0	0-0
						Total	14	172	99	271	552	11	12	0	461	180-339
						Opponents	14	124	67	191	466	3	17	0	342	159-339

TEAM STATISTICS	DU	OPP
SHOT STATISTICS		
Goals-Shot attempts	172-552	124-466
Goals scored per game	12.29	8.86
Shot pct.	.312	.266
Shots on goal-Attempts	350-552	260-466
SOG pct.	.634	.558
Shots/Game	39.4	33.3
Assists	99	67
MAN-UP OPPORTUNITIES		
Goals-Opportunities	12-46	17-44
Conversion Percent	.261	.386
GOAL BREAKDOWN		
Total Goals	172	124
Man-up	12	17
Man-down	0	0
Unassisted	73	57
Overtime	1	1
Goals scored average	12.19	8.79
GROUND BALLS		
	461	342
TURNOVERS		
	223	235
CAUSED TURNOVERS		
	114	95
FACEOFFS (W-L)		
Faceoff W-L Pct.	180-339	159-339
	.531	.469
CLEARs		
Clear Pct.	240-294	208-258
	.816	.806
PENALTIES		
Number	49	47
Minutes	38:30	36:30
ATTENDANCE		
Total	9447	10673
Dates/Avg Per Date	8/1181	5/2135
Neutral Site #/Avg	1/1277	

#	Goalie	GP	Min.	GA	GAAvg	Save	Pct	W-L-T
45	David McCann	7	70:16	7	5.98	12	.632	1-0-0
29	Turner Uppgren	14	772:15	115	8.93	123	.517	10-3-0
30	Garrett Smith	2	4:16	2	28.12	1	.333	0-0-0
	Total	14	846:47	124	8.79	136	.523	11-3-0
	Opponents	14	846:47	172	12.19	178	.509	3-11-0

Goals by Period	1st	2nd	3rd	4th	OT	Total
Duke University	45	37	48	41	1	172
Opponents	33	31	23	36	1	124

Saves by Period	1st	2nd	3rd	4th	OT	Total
Duke University	46	32	26	31	1	136
Opponents	43	42	49	43	1	178

Shots by Period	1st	2nd	3rd	4th	OT	Total
Duke University	136	134	143	134	5	552
Opponents	124	109	99	129	5	466

Shots on Goal	1st	2nd	3rd	4th	OT	Total
Duke University	88	79	97	84	2	350
Opponents	79	63	49	67	2	260